



E-TENDER

FOR

Name of Work:- Demolition and Reconstruction of Shivajinagar Municipal School No. 1 (old) on plot bearing CTS no. 1 (pt) at Village Deonar, in M/E Ward

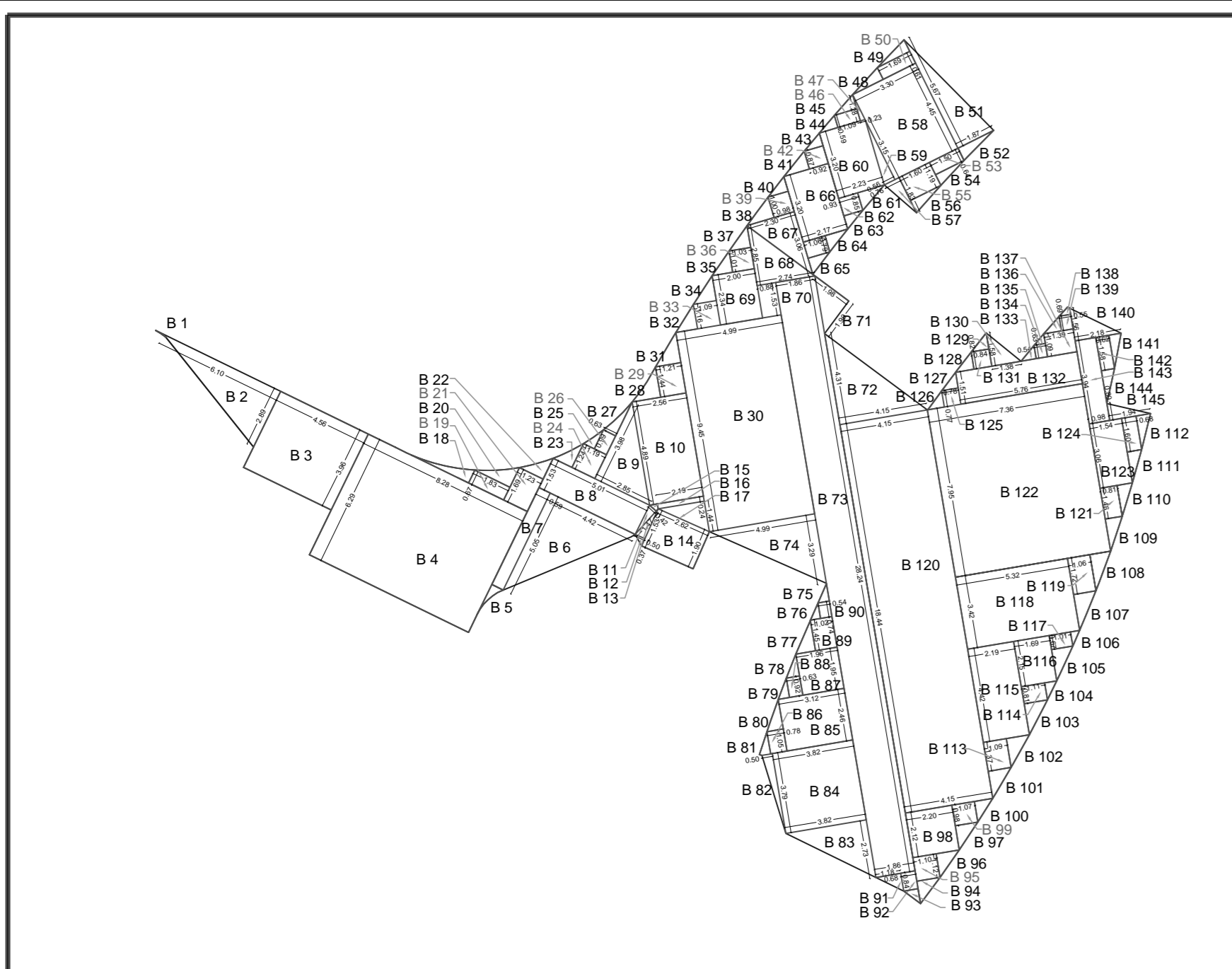
(VOLUME-II- DRAWINGS)

Website: portal.mcgm.gov.in/tenders

Office of: Dy.City Engineer (School Infrastructure Cell)
5th Floor, Prafullaben Society, Miranda Wadi,
Ram Maruti Road, Nr. Shivaji Park Police Station,
Dadar (w), Mumbai – 400 028

Tender Prepared by:

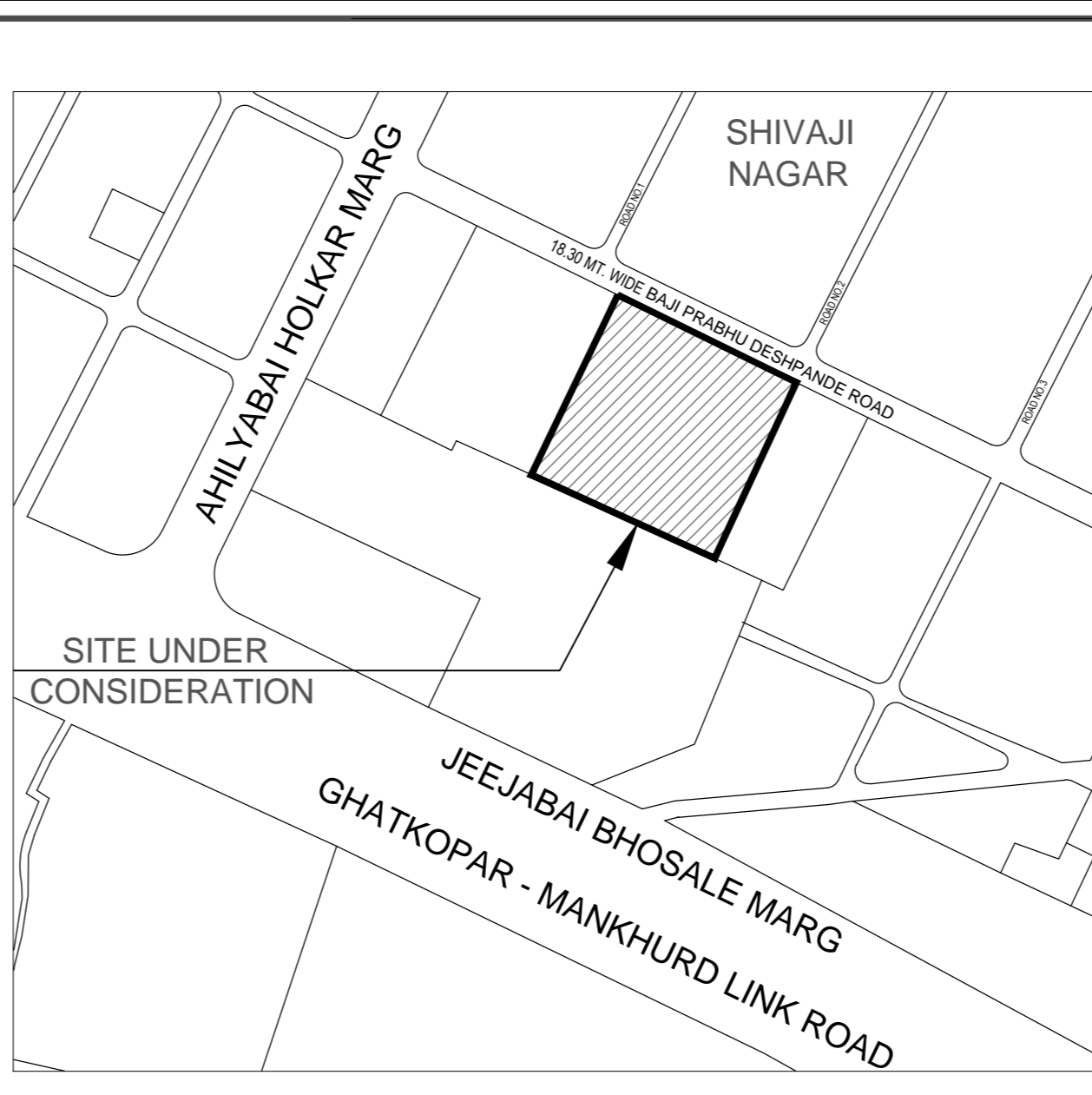
**M/s Master & Associates
34/38 Hamam House
Ambalal Doshi Marg
Fort, Mumbai- 400001**



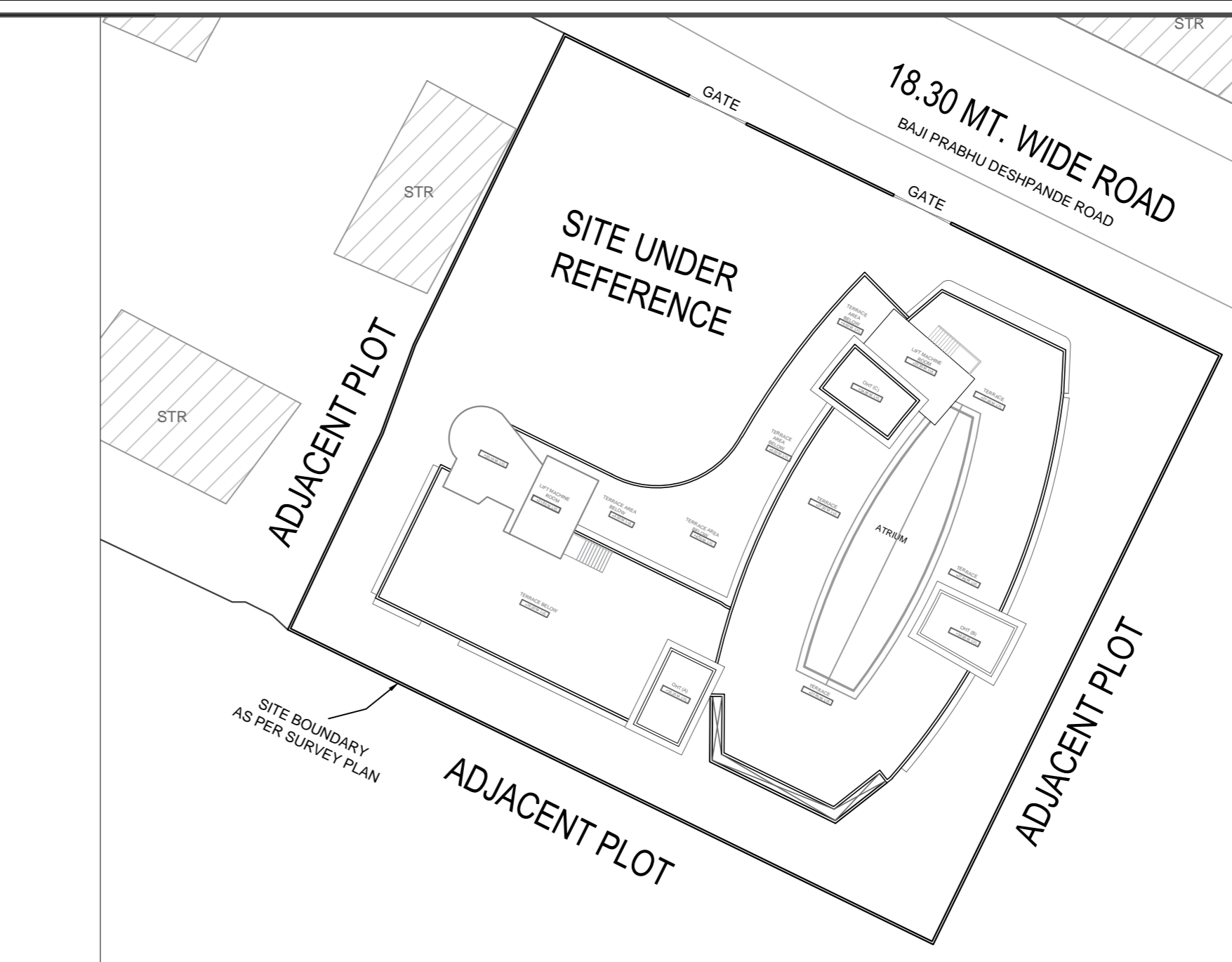
STILT AREA DIAGRAM SCALE : - 1:250

P.G. AREA (STILT) CALCULATION TABLE with columns for description, dimensions, and area.

P.G. AREA (STILT) CALCULATION TABLE

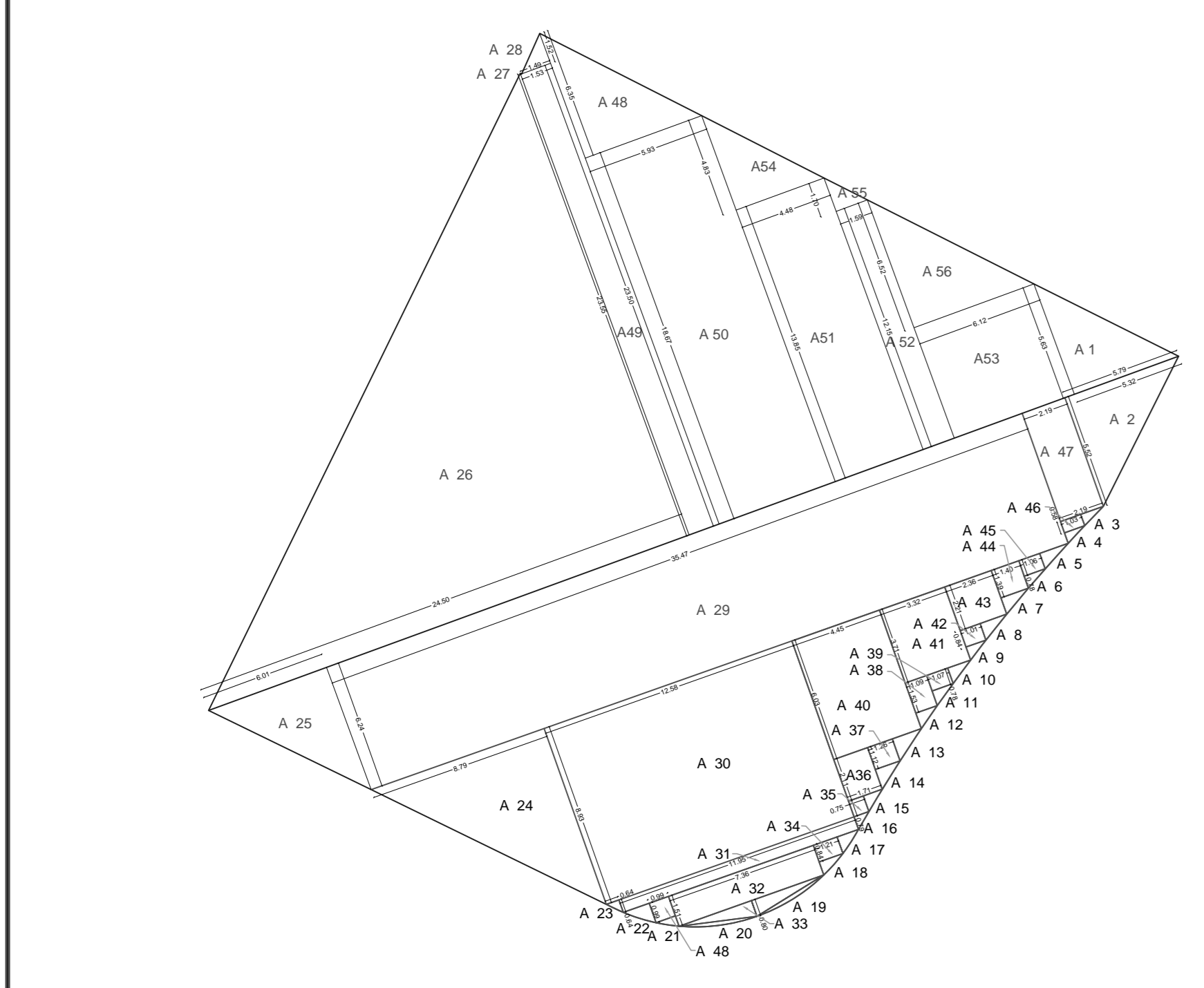


LOCATION PLAN SCALE : - 1:4000



BLOCK PLAN SCALE : - 1:500

PROFORMA - A table detailing gross area of plot, deductions for various structures, and final built-up area.



P.G. AREA (OPEN) CALCULATION TABLE

P.G. AREA (OPEN) CALCULATION TABLE with columns for description, dimensions, and area.

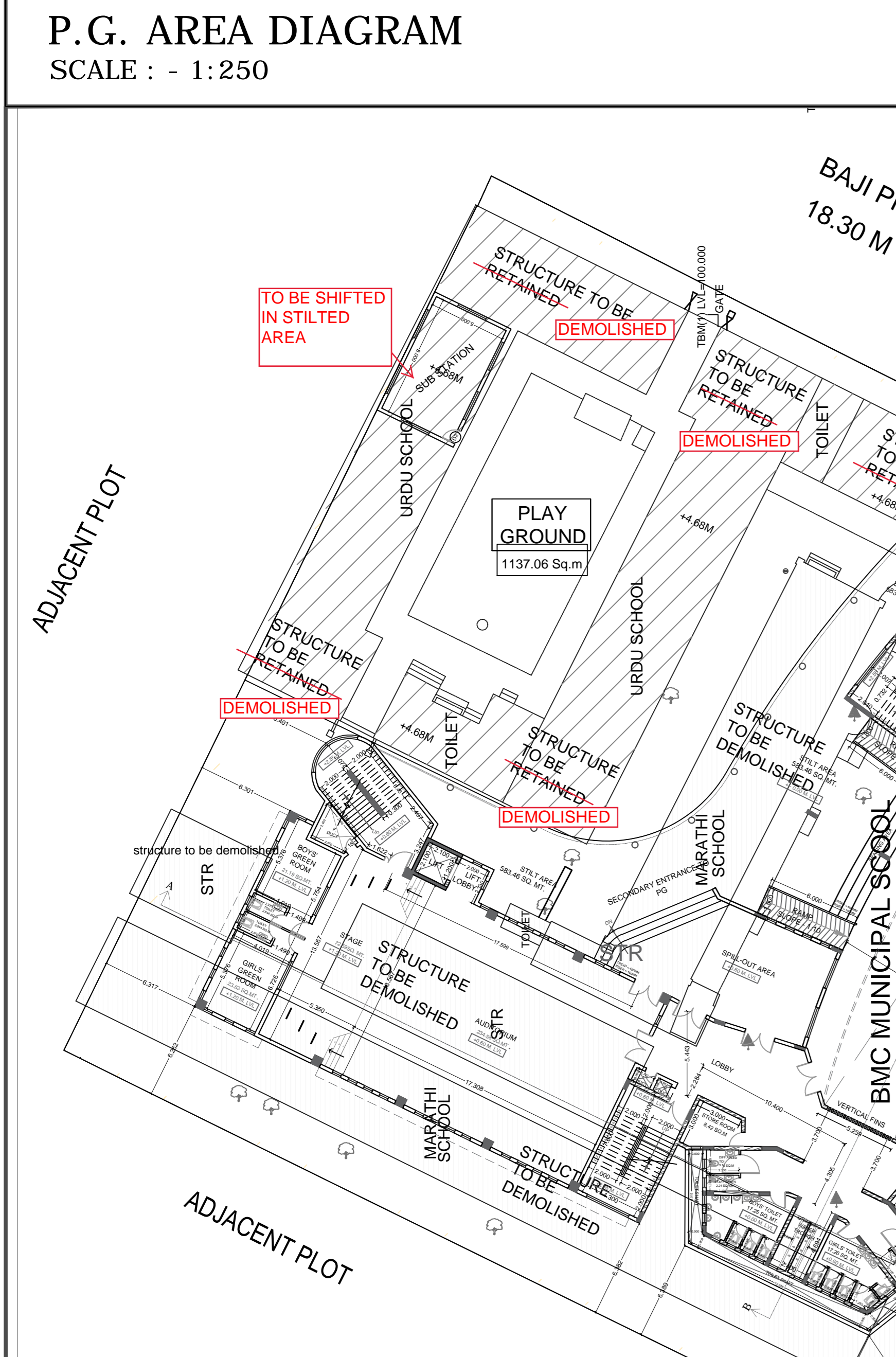
P.G. AREA (OPEN) CALCULATION TABLE

SCHEDULE OF TOILETS & DRINKING WATER TROUGHS table listing requirements for various user groups.

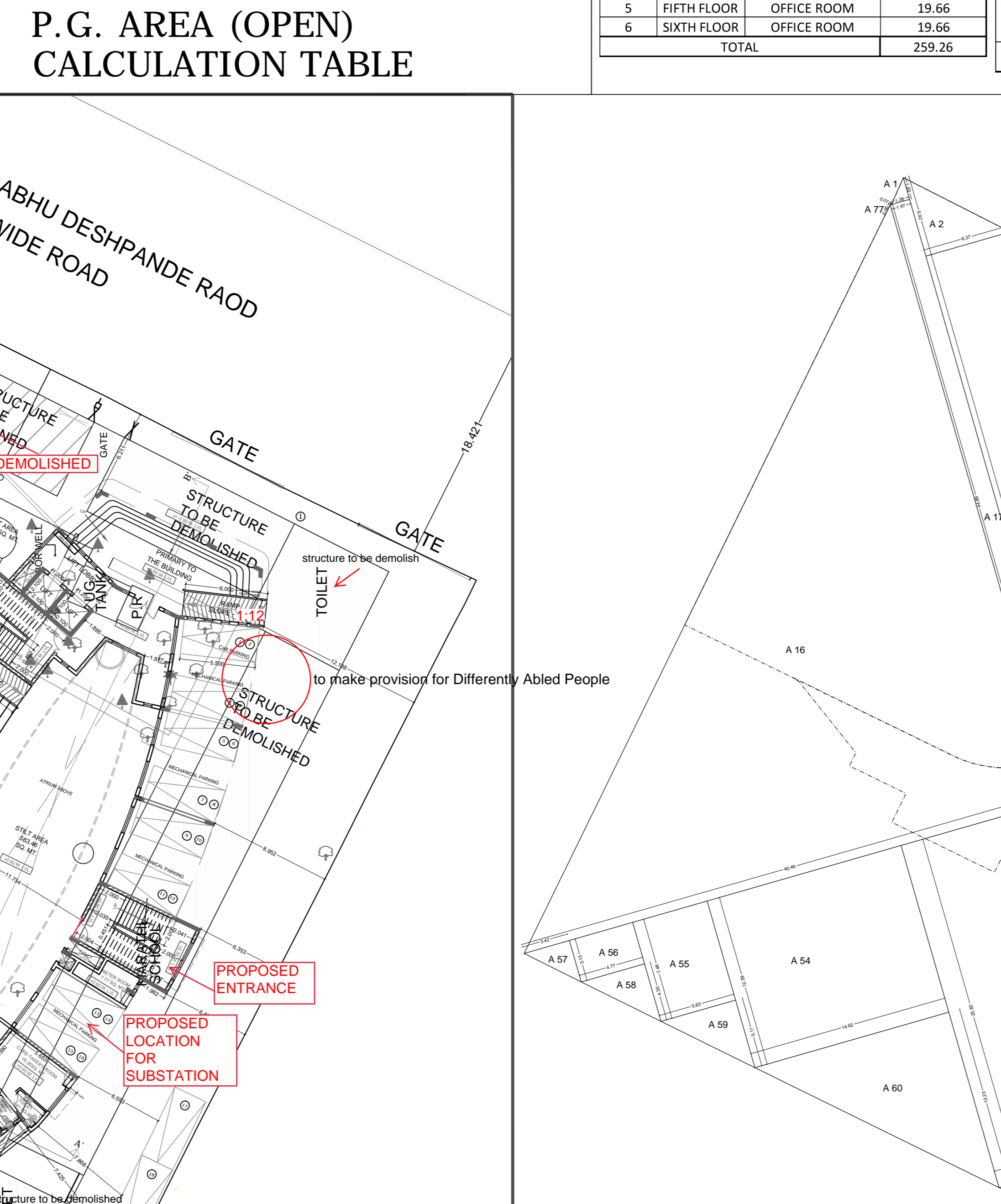
BUILT-UP AREA CALCULATION table showing floor-wise area requirements and total built-up area.

PROPOSED ACCOMMODATION SCHEDULE table listing room types and their counts.

PARKING AREA STATEMENT table detailing parking requirements and provisions.



SITE PLAN SHOWING GROUND FLOOR PLAN IN RELATION WITH THE SITE SURROUNDINGS SCALE : - 1:250



PLOT AREA DIAGRAM SCALE : - 1:250

CERTIFICATE OF WORK section with project details, signatures of educational officers and architects, and dates.

CALCULATION FOR CAPACITY OF STUDENTS FOR PROPOSED SHIVAJI table showing student capacity for classrooms and per classroom.

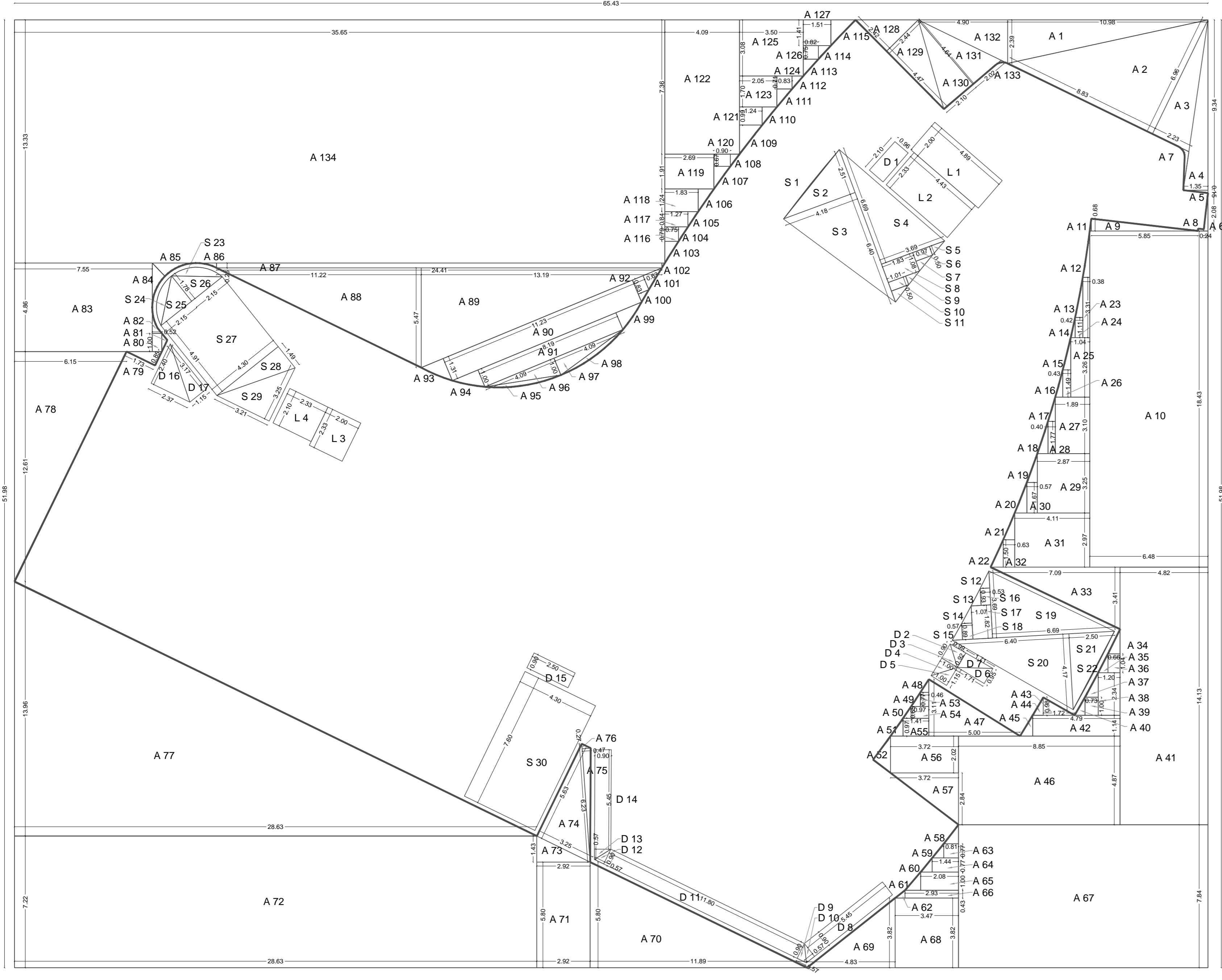
THIS DRAWING IS THE PROPERTY OF MASTER & ASSOCIATES AND IS NOT TO BE REPRODUCED, COPIED, HANDED OVER TO A THIRD PARTY OR USED FOR ANY PURPOSE OTHER THAN THAT FOR WHICH IT HAS BEEN LOANED.

STATUS table with columns for description and area.

STATUS table with columns for description and area.

PROPOSAL DRAWINGS section including title block, drawing type, and project details.

MASTER & ASSOCIATES logo and contact information.



AREA DIAGRAM FOR GROUND FLOOR
SCALE : - 1:150

DESCRIPTION	DIMENSION (METERS)	AREA (IN SQ. MT.)
RECTANGLE (A)	65.43 51.98	3401.0514
DEDUCTIONS		
A1	0.5 10.98 2.39	13.1211
A2	0.5 8.83 6.96	30.7284
A3	0.5 2.33 6.96	7.7604
A4	0.5 1.35 9.34	6.3045
A5	0.5 1.35 0.15	0.10125
A6	0.5 0.24 2.08	0.2496
A7	- - - -	0.27
A8	- - - -	0.19
A9	0.5 5.85 0.68	1.989
A10	1 6.48 18.43	119.4264
A11	- - - -	0.03
A12	- - - -	0.46
A13	- - - -	0.45
A14	- - - -	0.13
A15	- - - -	0.38
A16	- - - -	0.3
A17	- - - -	0.26
A18	- - - -	0.51
A19	- - - -	0.45
A20	- - - -	0.55
A21	- - - -	0.46
A22	- - - -	0.51
A23	1 0.38 3.31	1.2578
A24	1 0.42 1.11	0.4662
A25	1 1.04 1.26	3.3904
A26	1 0.43 1.49	0.6407
A27	1 1.89 3.1	5.859
A28	1 0.4 1.77	0.708
A29	1 2.67 3.25	9.3275
A30	1 0.57 1.67	0.9519
A31	1 4.11 2.97	12.2067
A32	1 0.63 1.5	0.945
A33	0.5 7.09 3.41	12.08845
A34	- - - -	0.44
A35	- - - -	0.28
A36	1 0.66 1.04	0.6864
A37	- - - -	0.48
A38	1 1.2 2.34	2.808
A39	1 0.73 1	0.73
A40	- - - -	0.28
A41	1 4.82 14.13	68.1066
A42	1 4.78 1.14	5.4606
A43	0.5 1.72 0.98	0.8428
A44	- - - -	0.29
A45	- - - -	0.4
A46	1 8.85 4.87	43.0995
A47	0.5 5 3.11	7.775
A48	- - - -	0.16
A49	- - - -	0.2
A50	- - - -	0.14

A51	-	-	0.33
A52	-	-	0.96
A53	1	0.46 0.77	0.3542
A54	1	0.97 0.65	0.6305
A55	1	1.41 0.97	1.3677
A56	1	3.72 2.02	7.5144
A57	0.5	3.72 2.84	5.2824
A58	-	-	0.42
A59	-	-	0.26
A60	-	-	0.25
A61	-	-	0.43
A62	-	-	0.12
A63	1	0.81 0.77	0.6237
A64	1	1.44 0.77	1.1088
A65	1	2.08 1	2.08
A66	1	2.93 0.43	1.2599
A67	1	13.68 7.84	107.2512
A68	1	3.47 3.82	13.2554
A69	0.5	4.83 3.82	9.2253
A70	0.5	11.89 5.8	34.481
A71	1	2.92 5.8	16.936
A72	1	7.22 28.63	206.7086
A73	0.5	2.92 1.43	2.0878
A74	0.5	3.25 5.63	9.14875
A75	0.5	0.47 6.23	1.46405
A76	0.5	0.47 0.27	0.06345
A77	0.5	28.63 13.96	199.8374
A78	0.5	6.15 12.61	38.77575
A79	0.5	1.73 0.85	0.7525
A80	1	0.52 1	0.52
A81	-	-	0.15
A82	-	-	0.23
A83	-	-	36.693
A84	-	-	0.64
A85	-	-	0.64
A86	-	-	0.09
A87	1	24.41 0.26	6.3466
A88	0.5	11.22 5.47	30.6867
A89	0.5	13.19 5.47	36.07465
A90	1	11.23 1.31	14.7113
A91	1	8.19 1	8.19
A92	1	0.63 0.83	0.5229
A93	-	-	0.91
A94	-	-	0.82
A95	-	-	0.71
A96	0.5	4.09 1	2.045
A97	0.5	4.09 1	2.045
A98	-	-	0.71
A99	-	-	0.82
A100	-	-	0.15
A101	-	-	0.46
A102	-	-	0.02
A103	-	-	0.44
A104	-	-	0.2
A105	-	-	0.23
A106	-	-	0.53

A107	-	-	0.56
A108	-	-	0.17
A109	-	-	0.58
A110	-	-	0.4
A111	-	-	0.41
A112	-	-	0.22
A113	-	-	0.38
A114	-	-	0.26
A115	-	-	0.95
A116	1	0.75 0.79	0.5925
A117	1	1.27 0.84	1.0668
A118	1	1.83 1.24	2.2692
A119	1	2.69 1.91	5.1379
A120	1	0.9 0.67	0.603
A121	1	1.24 0.99	1.2276
A122	1	4.09 7.36	30.1024
A123	1	2.05 1.7	3.485
A124	1	0.83 0.71	0.5893
A125	1	3.5 3.08	10.78
A126	1	0.82 0.75	0.615
A127	1	1.51 1.41	2.1291
A128	0.5	2.42 2.44	2.9524
A129	0.5	4.47 2.44	5.4534
A130	0.5	2.1 4.64	4.872
A131	0.5	2.02 4.64	4.6864
A132	0.5	4.9 2.39	5.8555
A133	-	-	0.03
A134	1	35.65 13.33	475.2145
TOTAL (B)	-	-	1735.0199

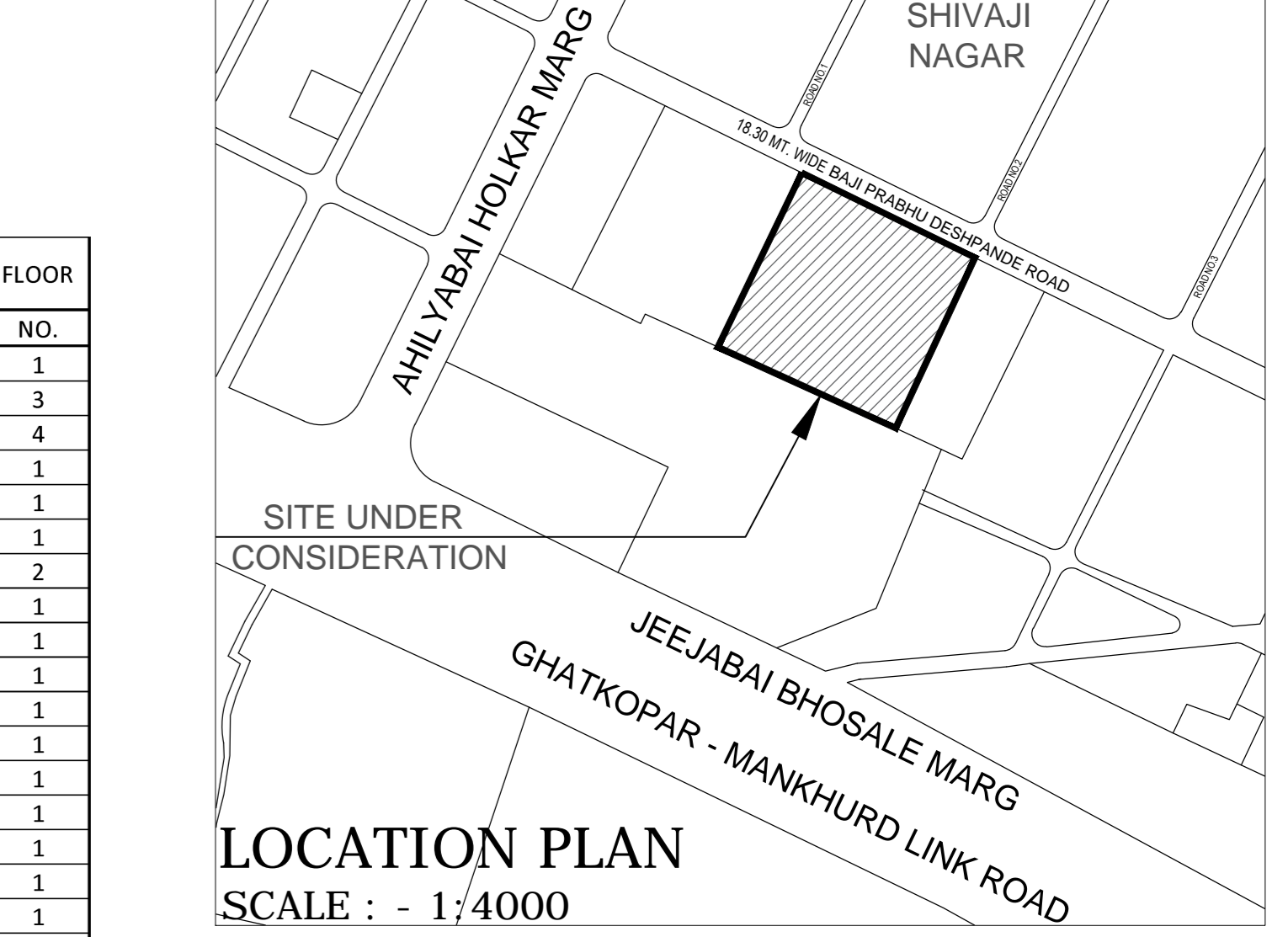
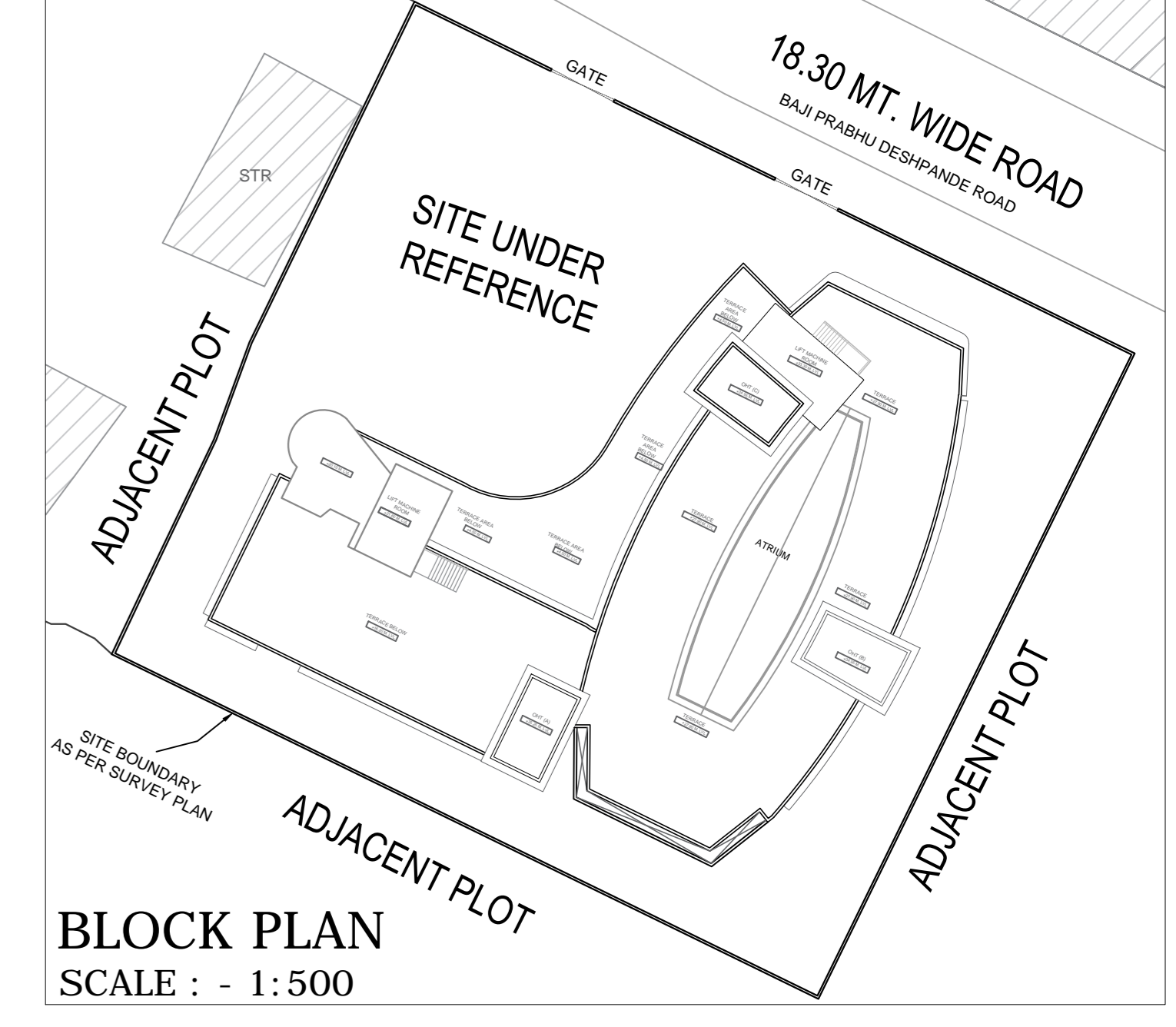
S26	0.5	2.15	1.78	1.9135
S27	1	4.91	4.3	21.113
S28	0.5	4.3	1.49	3.2035
S29	0.5	3.21	3.25	5.21625
S30	1	4.3	7.6	32.68
TOTAL (C)	-	-	-	138.06825

LIFTS	NO.	AREA (SQ. MT.)
L1	1	4.89
L2	1	4.43
L3	1	2.33
L4	1	2.33
TOTAL (D)	-	29.6549
TOTAL DEDUCTIONS (B+C+D)	-	1902.74905
TOTAL BUILT UP AREA	-	1498.21

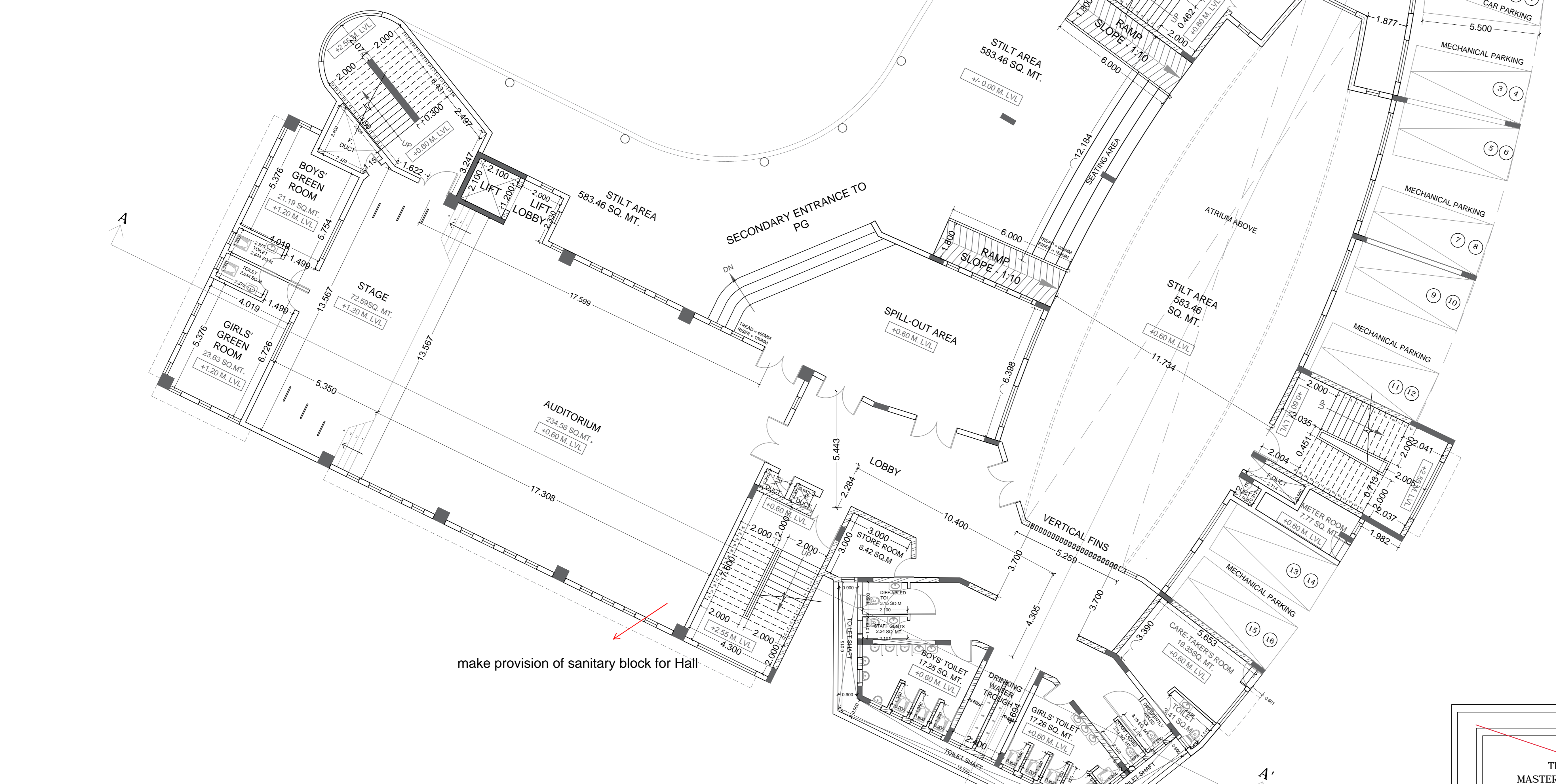
AS PER REGULATION 31 (1) (XXI) OF DCRP 2034 THE CLEAR DEPTH OF THE ELECTRICAL DUCT / FIRE DUCT EXCEED MORE THAN 0.45M THE AREAS ARE INCLUDED IN THE BUILT UP AREA CALCULATION

SR. NO.	DESCRIPTION	NO.
1	ENTRANCE FOYER	1
2	CORRIDOR AND LIFT LOBBY	3
3	STAIRCASE	4
4	METER ROOM	1
5	CARETAKER'S ROOM	1
6	CARETAKER'S TOILET AND BATH AREA	1
7	DIFFERENTLY ABLED TOILET	2
8	STAFF TOILET (LADIES)	1
9	GIRLS' TOILET	1
10	DRINKING WATER TROUGH	1
11	BOYS' TOILET	1
12	STAFF TOILET (GENTS)	1
13	STORE ROOM	1
14	AUDITORIUM	1
15	STAGE AREA	1
16	GIRLS' GREEN ROOM	1
17	GIRLS' GREEN ROOM (TOILET)	1
18	BOYS' GREEN ROOM (TOILET)	1
19	GIRLS' GREEN ROOM	1
20	STILT AREA	1
21	SPILL OUT AREA	1
22	RAMP	3
TOTAL	-	30

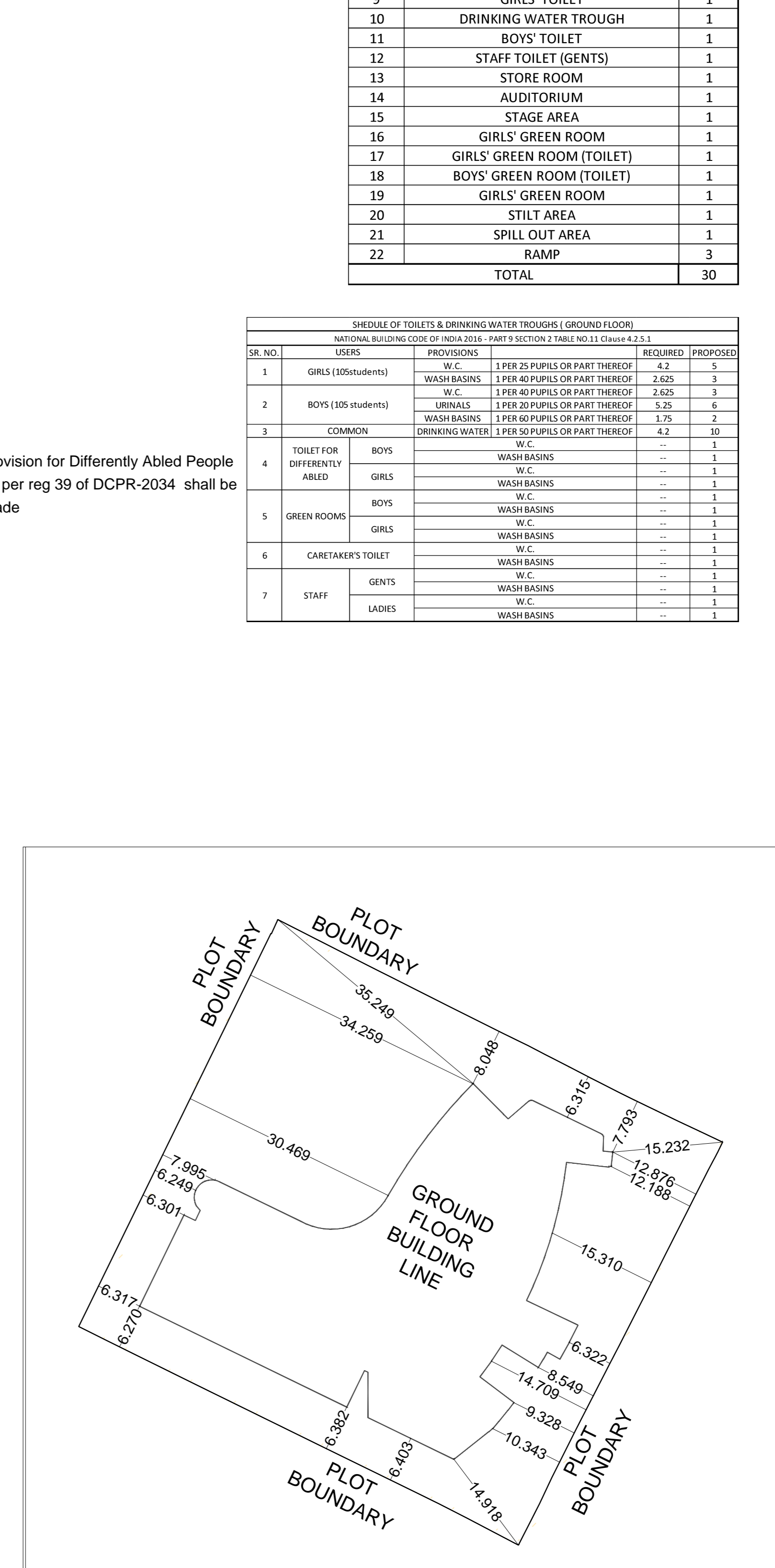
SR. NO.	ITEMS	PROVISIONS	MEASUREMENT	PROPOSED
1	GIRLS (SEPARATE)	W.C. 1 PER 20 PUPILS OR PART THEREOF	4.2	3
2	BOYS (SEPARATE)	W.C. 1 PER 20 PUPILS OR PART THEREOF	2.625	3
3	COMMON	W.C. 1 PER 20 PUPILS OR PART THEREOF	2.25	2
4	TOILET FOR DIFFERENTLY ABLED	W.C. 1 PER 50 PUPILS OR PART THEREOF	4.2	10
5	GREEN ROOMS	W.C. 1 PER 10 PUPILS OR PART THEREOF	1	1
6	CARETAKER'S TOILET	W.C. 1 PER 10 PUPILS OR PART THEREOF	1	1
7	STAFF	W.C. 1 PER 10 PUPILS OR PART THEREOF	1	1



LOCATION PLAN
SCALE : - 1/4000



GROUND FLOOR PLAN
SCALE : - 1:100



GROUND FLOOR BUILDING LINE PLAN
SCALE : - 1:500

THIS DRAWING IS THE PROPERTY OF MASTER & ASSOCIATES ARCHITECTS, INTERIOR DESIGNERS & PROJECT MANAGEMENT CONSULTANTS AND IS NOT TO BE REPRODUCED, COPIED, HANDED OVER TO A THIRD PARTY OR USED FOR ANY PURPOSE OTHER THAN THAT FOR WHICH IT HAS BEEN LOANED

STATUS

CERTIFICATE
THIS IS TO CERTIFY THAT THE SCOPE OF WORK HAS BEEN EXPLAINED TO ME BY THE CITY ENGINEER / CONSULTANT AND CONSIDERING THE BUDGET PROVISION THEREFORE I AM SATISFIED WITH THE PROJECT PROPOSAL.

HEADMASTER / BUILDING IN-CHARGE
ADMINISTRATIVE OFFICER (SCHOOLS)
DY. EDUCATIONAL OFFICER
EDUCATIONAL OFFICER

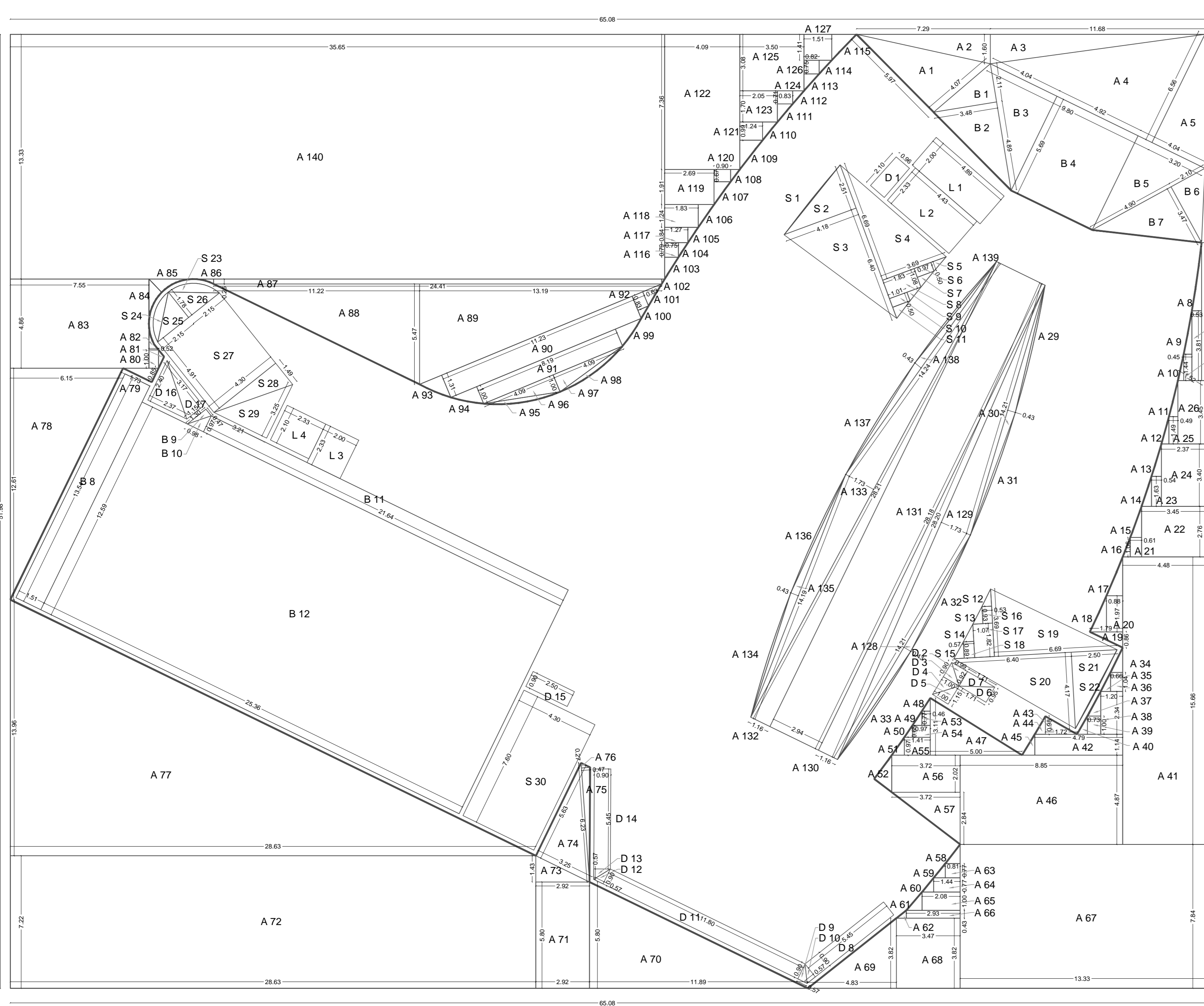
Draft plan under consideration
DEPAK CHINTAMA N KULKARNI
UMESH GYANBA YADAV
S.E.B.P. SPECIAL CELL-5
A.E.B.P. SPECIAL CELL-3
E.E.B.P. SPECIAL CELL-1

S.E. ARCHITECT
SCHOOL INFRASTRUCTURE CELL
SR. ARCHITECT
SCHOOL INFRASTRUCTURE CELL
Vinita Sandeep Sahare
Digitally signed by Vinita Sandeep Sahare
Date: 2020.01.07 12:52:31 +05'30'
UDAY DEEPAK MASTER
Digitally signed by UDAY DEEPAK MASTER
Date: 2020.01.07 13:55:24 +05'30'
DY. MUNICIPAL ARCHITECT
SCHOOL INFRASTRUCTURE CELL
ARCHITECT
MASTER & ASSOCIATES

PROPOSAL DRAWINGS
TYPE OF DWG :
MUNICIPAL CORPORATION OF GREATER MUMBAI (MCGM)
CLIENT :
GROUND FLOOR PLAN
TITLE OF DRAWING :
PROPOSED DEMOLITION & RECONSTRUCTION OF SHIVAJI NAGAR NO. 1 (OLD) MARATHI MUNICIPAL SCHOOL ON LAND BEARING C.T.S. NO. 1 (PT), BAJI PRABHU DESHPANDE ROAD, 'M' E' WARD
JOB TITLE :

DRAWN BY : SHIREYA
CHECKED BY : VIR
SCALE : AS MENTIONED
PROJECT CODE : 1814
DRAWING NO : 1814 -32
REVISION NO : R9
06-01-2020
DyMa/SIC/ME/06/RC-SHEET-2

MASTER & ASSOCIATES
ARCHITECTS, INTERIOR DESIGNERS & PROJECT MANAGEMENT CONSULTANTS
MUMBAI
HAMAM HOUSE 34-38 AMBALAL DIXIT MARG,
MUMBAI - 400 011, India.
PHONE NO - 91-22-2285 4606 / 4736 FAX 22700173
EMAIL ADD - info@masterandassociates.com
ALIGERS
SULIMAN ABD ELAZIZ, CITE 18 LOGEMENTS BLOC - 61, N°13,
CITE EL REHMANIA, ZONA EL ALIGERS,
PHONE NO 00213 071076049
EMAIL ADD - info@masterandassociates.com
MUMBAI - 213 90307968

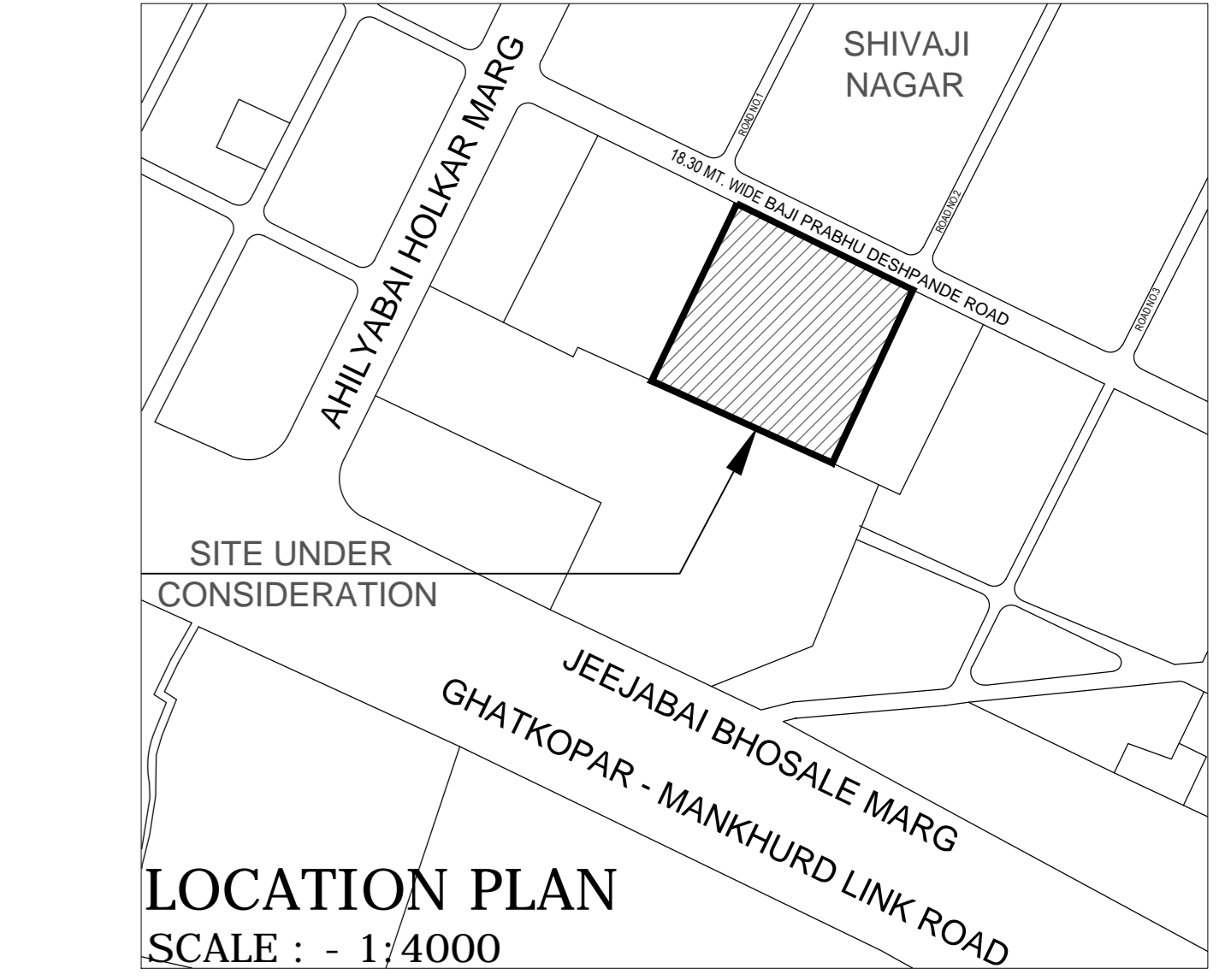
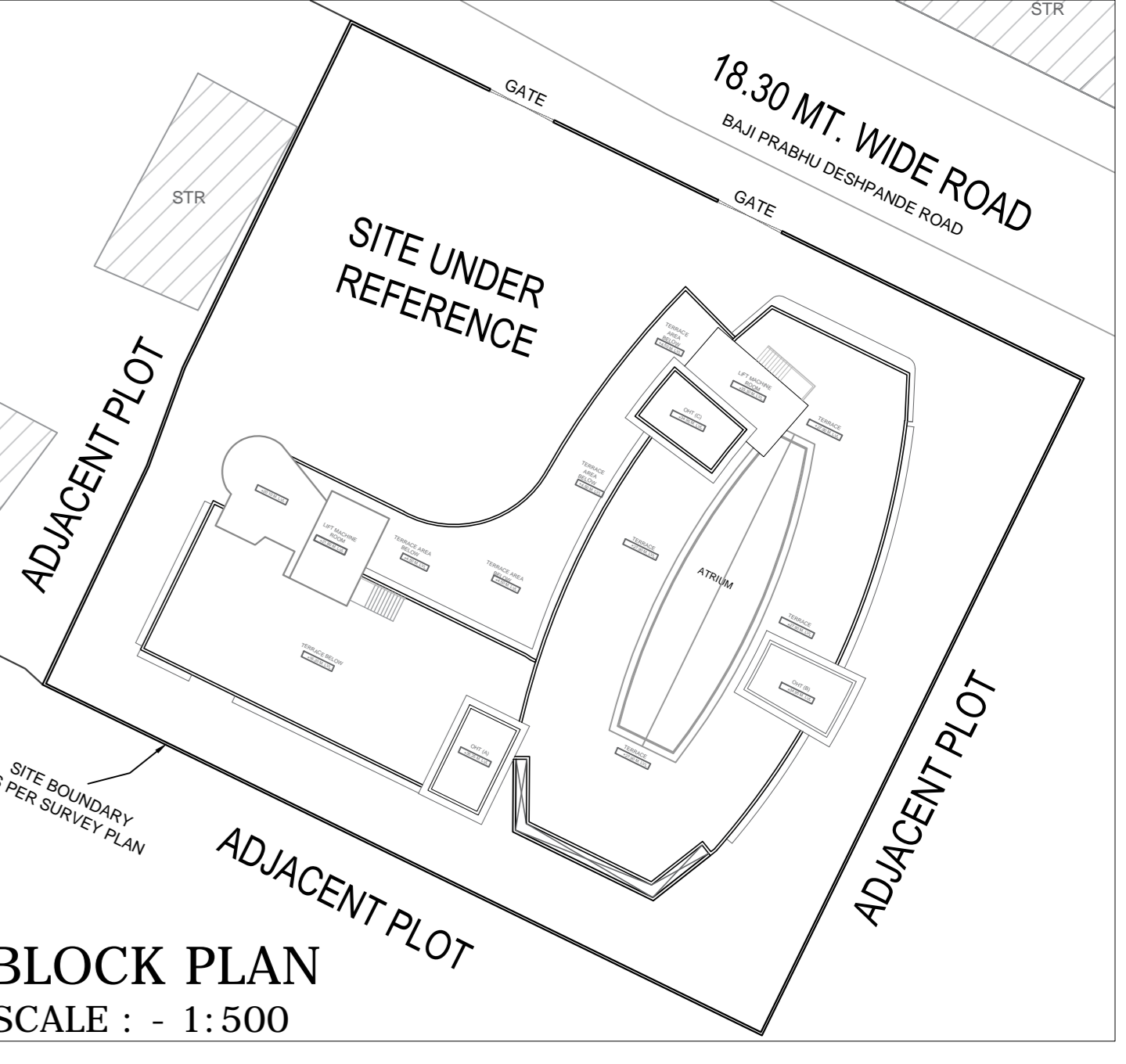


AREA CALCULATION FOR FIRST FLOOR PLAN			
DESCRIPTION	DIMENSION (IN METERS)	AREA (IN SQ.MT.)	
RECTANGLE (A)	BASE X HEIGHT		3382.8584
DEDUCTIONS			
A1	0.5 X 4.07 X 5.97	12.14895	
A2	0.5 X 7.29 X 1.6	5.832	
A3	0.5 X 11.68 X 1.6	9.344	
A4	0.5 X 3.8 X 6.56	32.144	
A5	0.5 X 3.2 X 6.56	10.496	
A6	0.5 X 0.18 X 4.05	0.3645	
A7	1 X 0.18 X 7.52	1.3536	
A8	-	0.91	
A9	-	0.51	
A10	-	0.22	
A11	-	0.47	
A12	-	0.3	
A13	-	0.47	
A14	-	0.44	
A15	-	0.51	
A16	-	0.22	
A17	-	0.92	
A18	-	0.88	
A19	0.5 X 1.79 X 0.86	0.7697	
A20	1 X 0.88 X 1.97	1.7336	
A21	1 X 0.61 X 1.06	0.6466	
A22	1 X 3.45 X 2.76	9.522	
A23	1 X 0.54 X 1.63	0.8802	
A24	1 X 2.37 X 3.4	8.058	
A25	1 X 0.49 X 1.49	0.7301	
A26	1 X 1.47 X 3.45	5.0715	
A27	1 X 0.53 X 3.81	2.0193	
A28	1 X 0.45 X 1.44	0.648	
A29	-	0.51	
A30	0.5 X 14.21 X 0.43	3.05515	
A31	-	0.51	
A32	-	0.51	
A33	-	0.51	
A34	-	0.44	
A35	-	0.28	
A36	1 X 0.66 X 1.04	0.6864	
A37	-	0.48	
A38	1 X 1.2 X 2.34	2.808	
A39	1 X 0.73 X 1	0.73	
A40	-	0.28	
A41	1 X 4.48 X 15.66	70.1568	
A42	1 X 4.79 X 1.14	5.4606	
A43	0.5 X 1.72 X 0.98	0.8428	
A44	-	0.29	
A45	-	0.4	
A46	1 X 8.85 X 4.87	43.0995	
A47	0.5 X 5 X 3.11	7.775	
A48	-	0.16	
A49	-	0.2	
A50	-	0.14	
A51	-	0.33	
A52	-	0.96	
A53	1 X 0.46 X 0.77	0.3542	
A54	1 X 0.97 X 0.65	0.6305	
A55	1 X 1.41 X 0.97	1.3677	
A56	1 X 3.72 X 2.02	7.5144	
A57	0.5 X 3.72 X 2.84	5.2824	
A58	-	0.42	
A59	-	0.25	
A60	-	0.25	
A61	-	0.43	
A62	-	0.12	
A63	1 X 0.81 X 0.77	0.6237	
A64	1 X 1.44 X 0.77	1.1088	
A65	1 X 2.08 X 1	2.08	
A66	1 X 2.93 X 0.43	1.2599	
A67	1 X 13.33 X 7.84	104.5072	
A68	1 X 3.47 X 3.82	13.2554	
A69	0.5 X 4.83 X 3.82	9.2253	
A70	0.5 X 11.89 X 5.8	34.481	
A71	1 X 2.92 X 5.8	16.936	
A72	1 X 7.22 X 28.63	206.7086	
A73	0.5 X 2.92 X 1.43	2.0878	
A74	0.5 X 3.25 X 5.63	9.14875	
A75	0.5 X 0.47 X 6.23	1.46405	
A76	0.5 X 0.47 X 0.27	0.06245	
A77	0.5 X 28.63 X 13.96	199.8374	
A78	0.5 X 6.15 X 12.61	38.77575	
A79	0.5 X 1.73 X 0.85	0.73525	
A80	1 X 0.52 X 1	0.52	
A81	-	0.15	
A82	-	0.23	
A83	1 X 7.55 X 4.86	36.693	
A84	-	0.64	
A85	-	0.51	
A86	-	0.09	
A87	1 X 24.41 X 0.26	6.3466	
A88	0.5 X 11.22 X 5.47	30.6887	
A89	0.5 X 12.19 X 5.47	33.07455	
A90	1 X 11.23 X 1.31	14.7113	
A91	1 X 8.19 X 1	8.19	
A92	1 X 0.63 X 0.83	0.5229	
A93	-	0.91	
A94	-	0.82	
A95	-	0.71	
A96	0.5 X 4.09 X 1	2.045	
A97	0.5 X 4.09 X 1	2.045	
A98	-	0.71	
A99	-	0.82	
A100	-	0.15	
A101	-	0.46	
A102	-	0.02	
A103	-	0.44	
A104	-	0.2	

S3	0.5	4.18	6.4	13.376
S4	0.5	3.69	6.69	12.34305
S5	-	-	-	0.22
S6	1	0.97	0.5	0.485
S7	-	-	-	0.28
S8	1	1.83	1.08	1.9764
S9	-	-	-	0.2
S10	1	1.01	0.5	0.505
S11	-	-	-	0.33
S12	-	-	-	0.25
S13	-	-	-	0.25
S14	-	-	-	0.27
S15	-	-	-	0.25
S16	1	0.53	0.93	0.4929
S17	1	1.07	1.82	1.9474
S18	1	0.57	0.89	0.5073
S19	0.5	6.69	3.69	12.34305
S20	0.5	6.4	4.17	13.344
S21	0.5	2.5	4.17	5.2125
S22	-	-	-	0.14
S23	-	-	-	0.96
S24	-	-	-	0.96
S25	0.5	2.15	1.78	1.9135
S26	0.5	2.15	1.78	1.9135
S27	1	4.91	4.3	21.113
S28	0.5	4.3	1.49	3.2055
S29	0.5	3.21	3.25	5.2125
S30	1	4.3	7.6	32.68
TOTAL(D)				136.0625
LIFTS				
L1	1	4.89	2	9.78
L2	1	4.43	2.33	10.3219
L3	1	2	2.33	4.66
L4	1	2.33	2.1	4.893
TOTAL(E)				29.6549
TOTAL (BUILT UP AREA)				2152.51545
TOTAL DEDUCTIONS(B+C+D+E)				1230.34
TOTAL (BUILT UP AREA)				1766.41155

DEDUCTION FOR DOUBLE HEIGHT AREAS				
B1	0.5	3.48	2.11	3.6794
B2	0.5	3.48	4.89	8.5086
B3	0.5	4.04	5.69	11.4938
B4	1	4.92	5.69	27.9948
B5	0.5	4.04	5.69	11.4938
B6	0.5	2.1	3.47	3.6435
B7	0.5	4.9	3.47	8.5015
B8	1	13.51	1.51	20.4001
B9	0.5	1.3	0.47	0.3055
B10	0.5	0.98	0.97	0.4753
B11	1	21.64	0.97	20.9998
B12	1	25.36	12.59	319.2824
TOTAL				436.7615
TOTAL(C) (DEDUCTIONS X 0.5)				218.38075
STAIRCASE				
S1	-	-	-	0.14
S2	0.5	4.18	2.51	5.2459

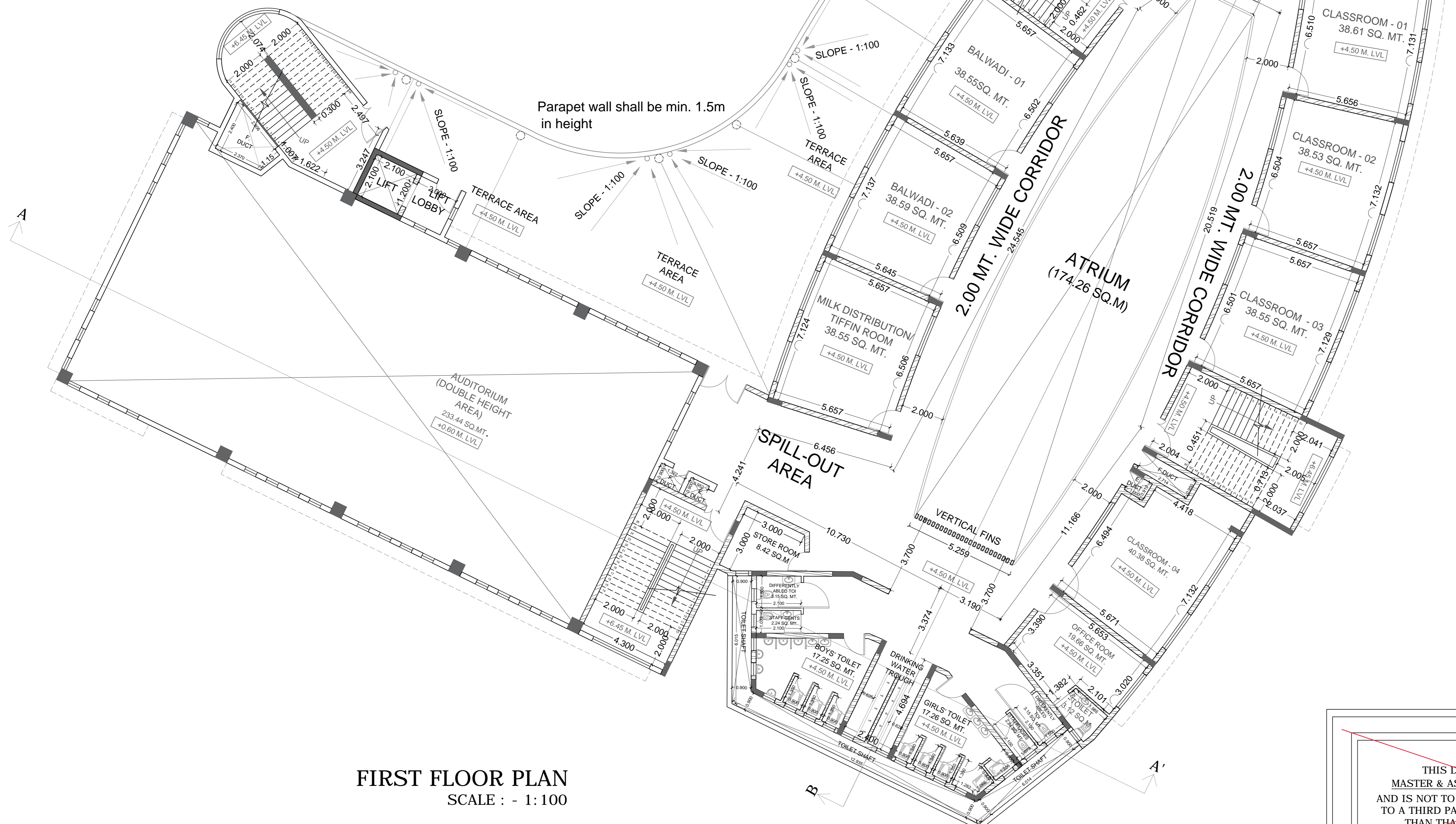
AS PER REGULATION 31 (1) (iii) OF DCPR 2034 THE CLEAR DEPTH OF THE ELECTRICAL DUCT / FIRE DUCT EXCEED MORE THEN 0.45M THE AREAS ARE INCLUDED IN THE BUILTUP AREA CALCULATION



AREA DIAGRAM FOR FIRST FLOOR
SCALE : - 1:150

PROPOSED ACCOMMODATION SCHEDULE FOR FIRST FLOOR		
SR. NO.	DESCRIPTION	NO.
1	CORRIDORS AND LIFT LOBBY	2
2	CLASSROOM	4
3	STAIRCASE	4
4	OFFICE ROOM	1
5	OFFICE TOILET	1
6	TOILET FOR DIFFERENTLY ABLED	2
7	STAFF TOILET (LADIES)	1
8	GIRLS TOILET	1
9	DRINKING WATER TROUGH	1
10	BOYS TOILET	1
11	STAFF TOILET (GENTS)	1
12	STORE ROOM	1
13	MILK DISTRIBUTION/TIFFIN ROOM	1
14	BALWADI	2
TOTAL		23

SCHEDULE OF TOILETS & DRINKING WATER TROUGH (FIRST FLOOR)					
SR. NO.	USERS	PROVISIONS	REQUIRED	PROPOSED	
1	GIRLS (105 students)	W.C.	1 PER 25 PUPILS OR PART THEREOF	4.2	5
		WASH BASINS	1 PER 40 PUPILS OR PART THEREOF	2.625	3
2	BOYS (105 students)	W.C.	1 PER 40 PUPILS OR PART THEREOF	2.625	3
		URINALS	1 PER 20 PUPILS OR PART THEREOF	5.25	6
3	COMMON	WASH BASINS	1 PER 50 PUPILS OR PART THEREOF	1.75	2
		DRINKING WATER	1 PER 50 PUPILS OR PART THEREOF	4.2	10
4	TOILET FOR DIFFERENTLY ABLED	W.C.	-	1	
		WASH BASINS	-	1	
5	OFFICE TOILET	W.C.	-	1	
		WASH BASINS	-	1	
6	STAFF TOILET	W.C.	-	1	
		WASH BASINS	-	1	



FIRST FLOOR PLAN
SCALE : - 1:100

THIS DRAWING IS THE PROPERTY OF MASTER & ASSOCIATES ARCHITECTS, INTERIOR DESIGNERS & PROJECT MANAGEMENT CONSULTANTS AND IS NOT TO BE REPRODUCED, COPIED, HANDED OVER TO A THIRD PARTY OR USED FOR ANY PURPOSE OTHER THAN THAT FOR WHICH IT HAS BEEN LOANED

STATUS

MASTER & ASSOCIATES
ARCHITECTS, INTERIOR DESIGNERS & PROJECT MANAGEMENT CONSULTANTS

SHIVAJI NAGAR
HAMAM HOUSE 34/38 ANARAL DROSSI MARG,
MUMBAI - 400 011, India.
PHONE NO : 01-22-2265 4606 / 4736 FAX 22700173
EMAIL ADD : info@masterandassociates.com
info@masterandassociates@gmail.com

ALGIERS
SLIMANE ABD ELAZIZ, CITE 18 LOGEMENTS BLOC - 61, N°13,
CITE EL REHMANIA, ZERALDA ALGIERS.
PHONE NO 00213 071076049
EMAIL ADD : info@masterandassociates@gmail.com
MUMBAI : 213 6030766

CERTIFICATE
THIS IS TO CERTIFY THAT THE SCOPE OF WORK HAS BEEN EXPLAINED TO ME BY THE CITY ENGINEER / CONSULTANT AND CONSIDERING THE BUDGET PROVISION THEREFORE I AM SATISFIED WITH THE PROJECT PROPOSAL.

HEADMASTER / BUILDING IN-CHARGE ADMINISTRATIVE OFFICER (SCHOOLS)

User digital sign on all plans
DY. EDUCATIONAL OFFICER EDUCATIONAL OFFICER

NOTE : USER SIGNATURE IS PROVIDED IN THE SCANNED COPY OF THE PLANS AND HENCE IT IS REQUESTED THAT THE SAME IS NOT INSISTED ON DIGITAL PRINTS. IN CASE REQUIRED, THE SAME WILL BE OBTAINED BEFORE STARTING OF THE WORK.

Draft plan under consideration
DEEPAK CHINTAMA N KULKARNI S.E.B.P. SPECIAL CELL-06-6-A-5
UMESH GYANBA YADAV A.E.B.P. SPECIAL CELL-06-6-A-3
E.E.B.P. SPECIAL CELL-06-6-A-1

S.E. ARCHITECT SCHOOL INFRASTRUCTURE CELL SR. ARCHITECT SCHOOL INFRASTRUCTURE CELL

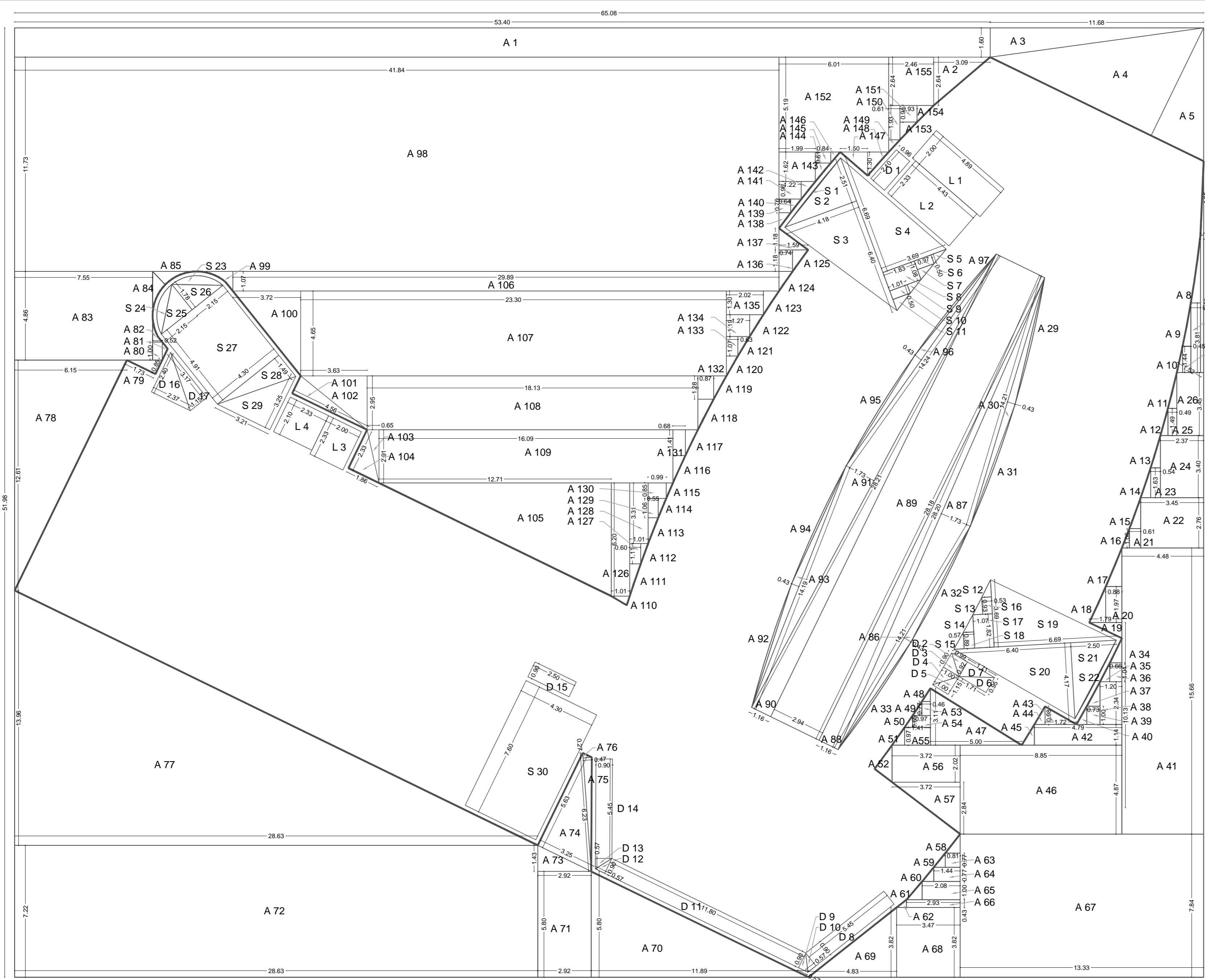
Vinita Sandeep Sahare Digitally signed by Vinita Sandeep Sahare Date: 2020.01.07 13:11:47 +05'30'
UDAY DEEPAK MASTER Digitally signed by UDAY DEEPAK MASTER Date: 2020.01.07 13:59:31 +05'30'

PROPOSAL DRAWINGS
TYPE OF DWG : MUNICIPAL CORPORATION OF GREATER MUMBAI (MCGM)
CLIENT :

FIRST FLOOR PLAN
TITLE OF DRAWING : PROPOSED DEMOLITION & RECONSTRUCTION OF SHIVAJI NAGAR NO. 1 (OLD) MARATHI MUNICIPAL SCHOOL ON LAND BEARING C.T.S. NO. 1 (PT), BAJI PRABHU DESHPANDE ROAD, 'M' / 'E' WARD

JOB TITLE :
DRAWN BY : SHIREYA
CHECKED BY : VIR
SCALE : AS MENTIONED

PROJECT CODE : 1814
DRAWING NO : 1814 - 33
REVISION NO : R9
DyMa/SIC/ME/06/RC-SHEET-3

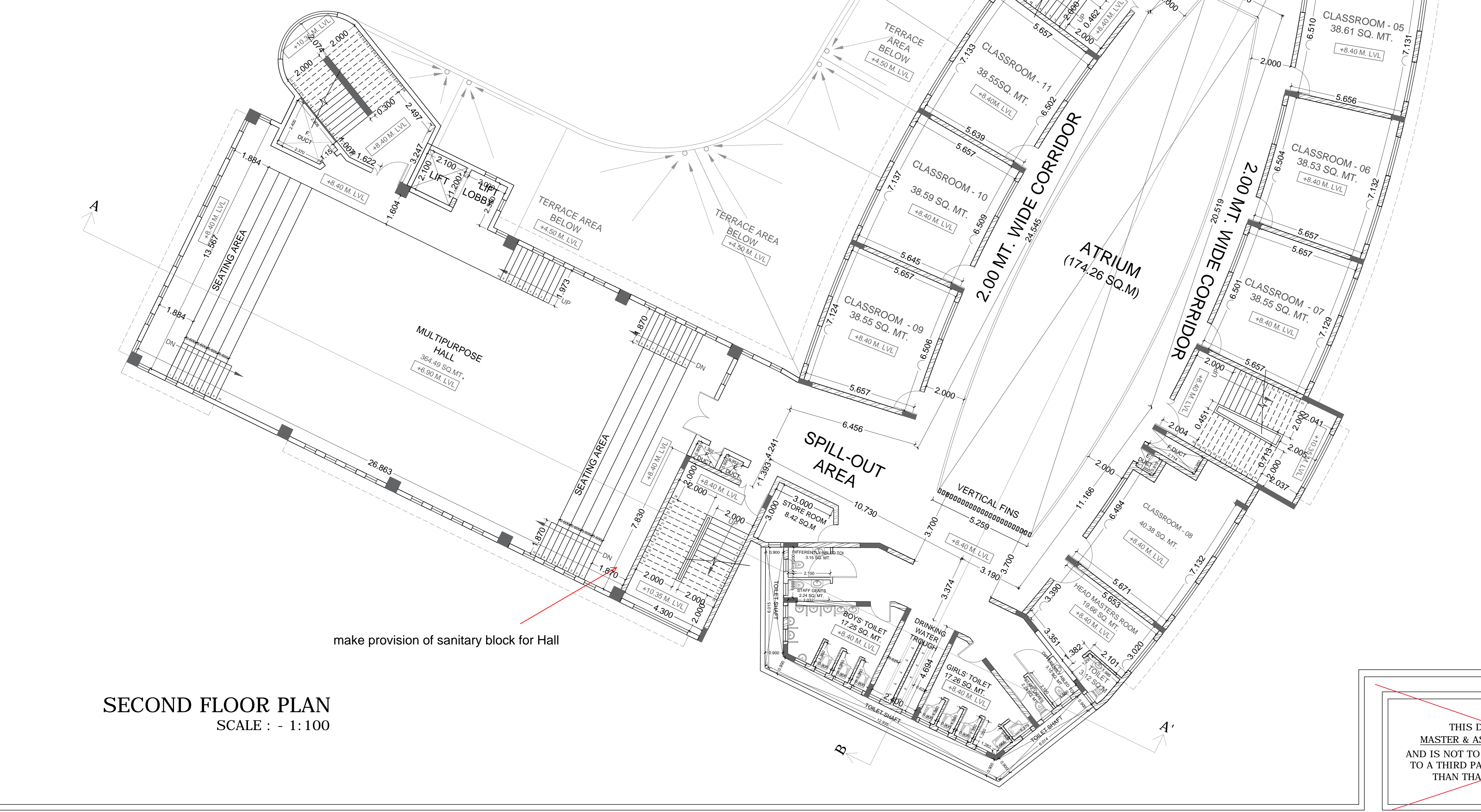


AREA CALCULATION FOR SECOND FLOOR PLAN

DESCRIPTION	FACTORS	DIMENSIONS (IN METERS)	AREA IN SQ.MT.
RECTANGLE(A)			
A1	1	53.4 1.6	85.44
A2	0.5	3.89 2.64	4.0788
A3	0.5	11.68 1.6	9.344
A4	0.5	9.8 6.56	32.144
A5	0.5	3.2 6.56	10.496
A6	0.5	0.18 4.05	0.3645
A7	1	0.18 7.52	1.3536
A8	-	-	0.91
A9	-	-	0.51
A10	-	-	0.22
A11	-	-	0.47
A12	-	-	0.3
A13	-	-	0.47
A14	-	-	0.44
A15	-	-	0.51
A16	-	-	0.22
A17	-	-	0.92
A18	-	-	0.88
A19	0.5	1.79 0.86	0.7697
A20	1	0.88 1.97	1.7336
A21	1	0.61 1.06	0.6466
A22	1	3.45 2.76	9.522
A23	1	0.54 1.63	0.8802
A24	1	2.37 3.4	8.058
A25	1	0.49 1.49	0.7301
A26	1	1.47 3.45	5.0715
A27	1	0.53 3.81	2.0193
A28	1	0.45 1.44	0.648
A29	-	-	0.51
A30	0.5	14.21 0.43	3.05515
A31	-	-	0.51
A32	-	-	0.51
A33	-	-	0.51
A34	-	-	0.44
A35	-	-	0.28
A36	1	0.66 1.04	0.6864
A37	-	-	0.48
A38	1	1.2 2.34	2.808
A39	1	0.73 1	0.73
A40	-	-	0.28
A41	1	4.48 15.66	70.1668
A42	1	4.79 1.14	5.4606
A43	0.5	1.72 0.98	0.8428
A44	-	-	0.1
A45	-	-	0.29
A46	1	8.85 4.87	43.0995
A47	0.5	5 3.11	7.775
A48	-	-	0.16
A49	-	-	0.3
A50	-	-	0.14

A51	-	-	0.33
A52	-	-	0.96
A53	1	0.46 0.77	0.3542
A54	1	0.97 0.65	0.6305
A55	1	1.41 0.97	1.3677
A56	1	3.72 2.02	7.5144
A57	0.5	3.72 2.84	5.2824
A58	-	-	0.42
A59	-	-	0.25
A60	-	-	0.25
A61	-	-	0.43
A62	-	-	0.12
A63	1	0.81 0.77	0.6237
A64	1	1.44 0.77	1.1088
A65	1	2.08 1	2.08
A66	1	2.93 0.43	1.2599
A67	1	13.33 7.84	104.5072
A68	1	3.47 3.82	13.2554
A69	0.5	4.83 3.82	9.2253
A70	0.5	11.89 5.8	34.481
A71	1	2.92 5.8	16.936
A72	1	7.22 28.63	206.7088
A73	0.5	2.92 1.43	2.0878
A74	0.5	3.25 5.63	9.14875
A75	0.5	0.47 6.23	1.46025
A76	0.5	0.47 0.27	0.06345
A77	0.5	28.63 13.96	199.8374
A78	0.5	6.15 12.61	38.77575
A79	0.5	1.73 0.85	0.73525
A80	1	0.52 1	0.52
A81	-	-	0.15
A82	-	-	0.23
A83	1	7.55 4.86	36.693
A84	-	-	0.64
A85	-	-	0.64
A86	0.5	14.21 0.43	3.05515
A87	0.5	28.2 1.73	24.993
A88	0.5	1.16 28.18	32.8444
A89	1	2.94 28.18	82.8492
A90	0.5	1.16 28.18	16.3444
A91	0.5	1.73 28.21	24.40165
A92	-	-	0.51
A93	0.5	14.19 0.43	3.05065
A94	-	-	0.51
A95	-	-	0.51
A96	0.5	14.24 0.43	3.0616
A97	-	-	0.51
A98	1	41.84 11.73	490.7832
A99	-	-	0.61
A100	0.5	3.72 4.65	8.649
A101	0.5	3.63 2.95	3.53225
A102	0.5	4.56 1.06	2.4168
A103	0.5	0.65 2.91	0.94575
A104	0.5	1.86 2.33	2.1669
A105	0.5	12.71 6.2	39.401

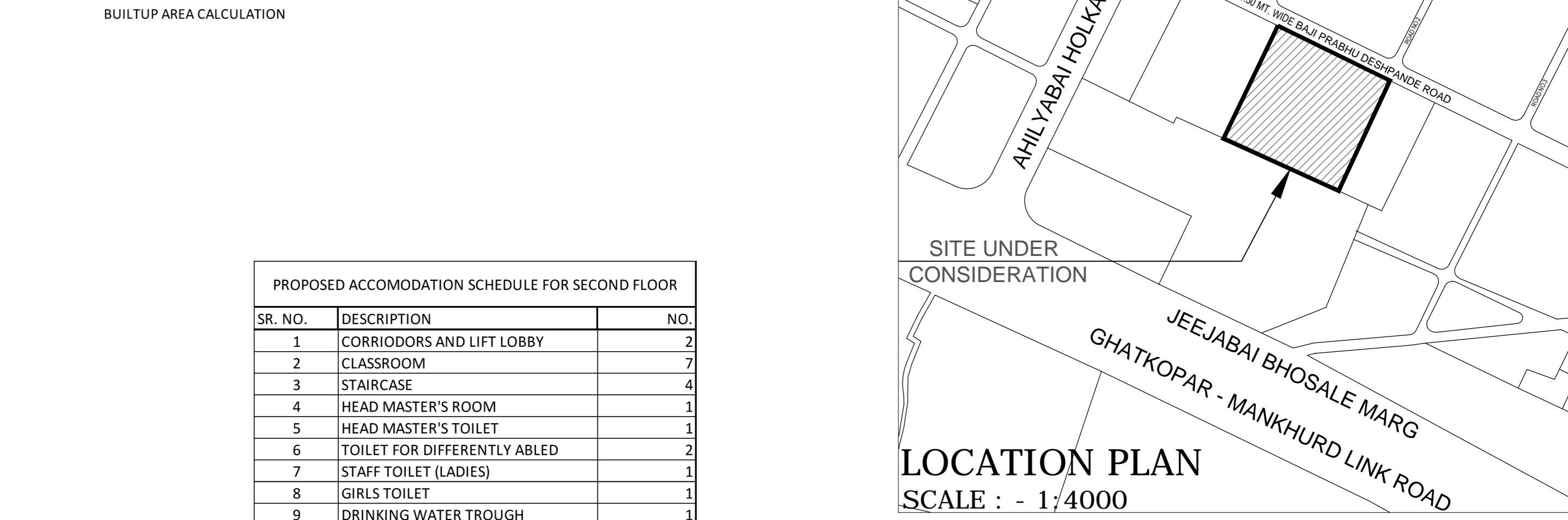
AREA DIAGRAM FOR SECOND FLOOR
SCALE : - 1 : 150



make provision of sanitary block for Hall

SECOND FLOOR PLAN
SCALE : - 1 : 100

BLOCK PLAN
SCALE : - 1 : 500



LOCATION PLAN
SCALE : - 1 : 4000

PROPOSED ACCOMMODATION SCHEDULE FOR SECOND FLOOR

SR. NO.	DESCRIPTION	NO.
1	CORRIDORS AND LIFT LOBBY	2
2	CLASSROOM	7
3	STAIRCASE	4
4	HEAD MASTER'S ROOM	1
5	HEAD MASTER'S TOILET	1
6	TOILET FOR DIFFERENTLY ABLED	2
7	STAFF TOILET (LADIES)	1
8	GIRLS TOILET	1
9	DRINKING WATER TROUGH	1
10	BOYS TOILET	1
11	STAFF TOILET (GENTS)	1
12	STORE ROOM	1
13	MULTIPURPOSE HALL	1
14	STAFF ROOM	1
TOTAL		25

SCHEDULE OF TOILETS & DRINKING WATER TROUGH (SECOND FLOOR)

SR. NO.	SEX	PROVISIONS	REQUIRED	PROPOSED
1	GIRLS (205 students)	W.C. 1 PER 25 PUPILS OR PART THEREOF	4.2	5
2	BOYS (105 students)	WASH BASINS 1 PER 40 PUPILS OR PART THEREOF	2.625	3
		URINALS 1 PER 20 PUPILS OR PART THEREOF	5.25	6
3	COMMON	WASH BASINS 1 PER 60 PUPILS OR PART THEREOF	1.75	2
		DRINKING WATER 1 PER 60 PUPILS OR PART THEREOF	4.2	10
4	TOILET FOR DIFFERENTLY ABLED	W.C.	-	1
		WASH BASINS	-	1
5	HEAD MASTER'S TOILET	W.C.	-	1
		WASH BASINS	-	1
6	STAFF	WASH BASINS	-	1
		W.C.	-	1

CERTIFICATE
THIS IS TO CERTIFY THAT THE SCOPE OF WORK HAS BEEN EXPLAINED TO ME BY THE CITY ENGINEER / CONSULTANT AND CONSIDERING THE BUDGET PROVISION THEREFORE I AM SATISFIED WITH THE PROJECT PROPOSAL.

HEADMASTER / BUILDING IN-CHARGE	ADMINISTRATIVE OFFICER (SCHOOLS)
DY. EDUCATIONAL OFFICER	EDUCATIONAL OFFICER

NOTE : USER SIGNATURE IS PROVIDED IN THE SCANNED COPY OF THE PLANS AND HENCE IT IS REQUESTED THAT THE SAME IS NOT INSISTED ON DIGITAL PRINTS. IN CASE REQUIRED, THE SAME WILL BE OBTAINED BEFORE STARTING OF THE WORK.

DEEPAK CHINTAMA N KULKARNI S.E.B.P. SPECIAL CELL 06-63-5	Draft plan under consideration	UMESH GYANBA YADAV A.E.B.P. SPECIAL CELL 06-63-3	E.E.B.P. SPECIAL CELL 06-63-1
---	--------------------------------	---	-------------------------------

S.E. ARCHITECT	SR. ARCHITECT
SCHOOL INFRASTRUCTURE CELL	SCHOOL INFRASTRUCTURE CELL

Vinita Sandeep Sahare Digitally signed by Vinita Sandeep Sahare Date: 2020.01.07 13:14:11 +05'30'

UDAY DEEPAK MASTER Digitally signed by UDAY DEEPAK MASTER Date: 2020.01.07 14:01:00 +05'30'

DY. MUNICIPAL ARCHITECT SCHOOL INFRASTRUCTURE CELL

ARCHITECT MASTER & ASSOCIATES

PROPOSAL DRAWINGS
TYPE OF DWG :
MUNICIPAL CORPORATION OF GREATER MUMBAI (MCGM)
CLIENT :
SECOND FLOOR PLAN
TITLE OF DRAWING :
PROPOSED DEMOLITION & RECONSTRUCTION OF SHIVAJI NAGAR NO. 1 (OLD) MARATHI MUNICIPAL SCHOOL ON LAND BEARING C.T.S. NO. 1 (PT), BAJI PRABHU DESHPANDE ROAD, 'M' / 'E' WARD
JOB TITLE :

DRAWN BY : SHREYA	N	PROJECT CODE : 1814
CHECKED BY : VIR		DRAWING NO : 1814 -34
SCALE : AS MENTIONED	06-01-2020	REVISION NO : R9

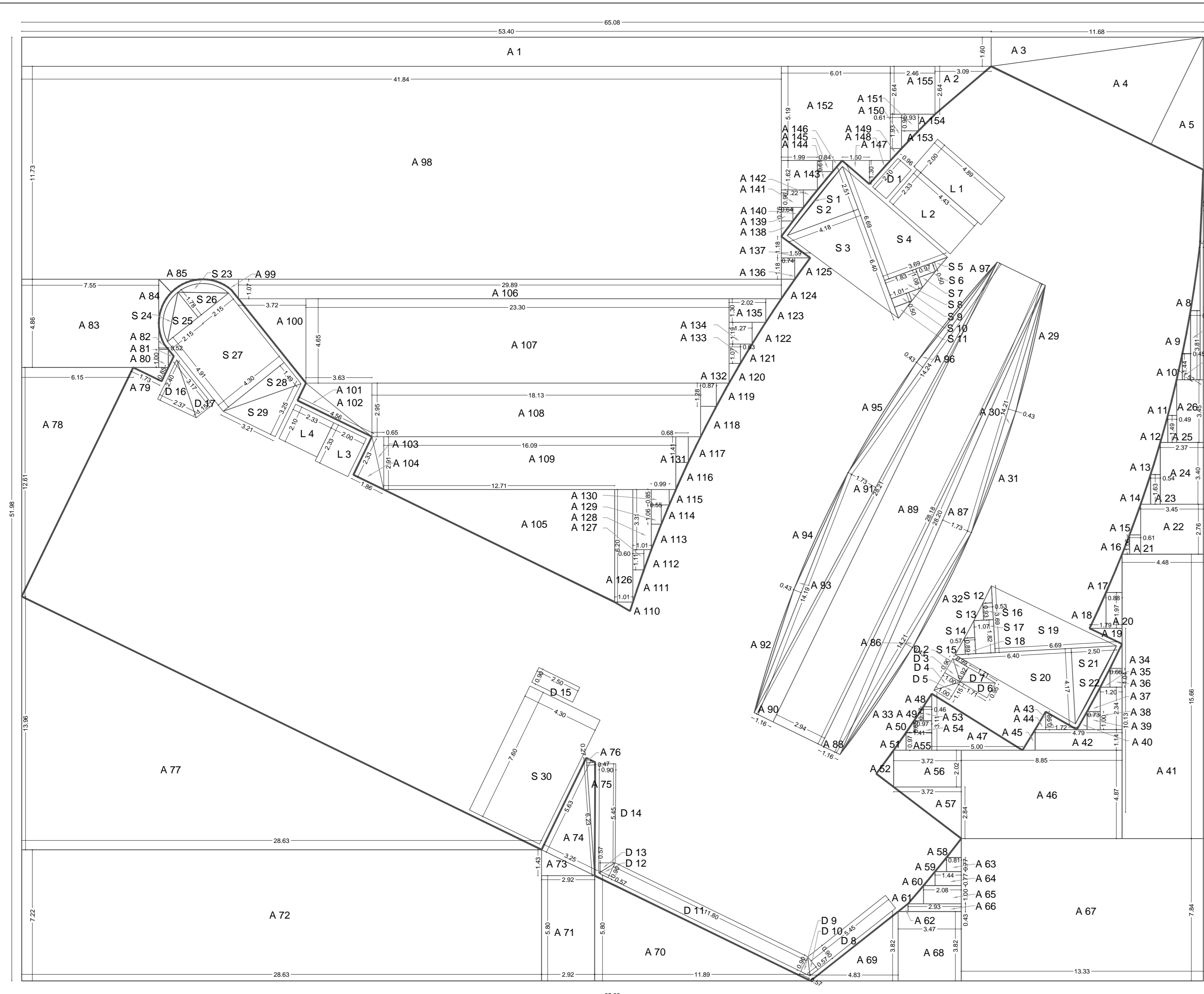
DyMa/SIC/ME/06/RC-SHEET-4

THIS DRAWING IS THE PROPERTY OF MASTER & ASSOCIATES ARCHITECTS, INTERIOR DESIGNERS & PROJECT MANAGEMENT CONSULTANTS AND IS NOT TO BE REPRODUCED, COPIED, HANDED OVER TO A THIRD PARTY OR USED FOR ANY PURPOSE OTHER THAN THAT FOR WHICH IT HAS BEEN LOANED

MASTER & ASSOCIATES
ARCHITECTS, INTERIOR DESIGNERS & PROJECT MANAGEMENT CONSULTANTS

MUMBAI
HAMAM HOUSE 34-38 AMBALAL DORSEI MARG,
MUMBAI - 400 001, India.
PHONE NO : 91-22-2285 4606 / 4736 FAX 22700173
EMAIL ADD : info@masterandassociates.com

ALGIERS
SULPANE ABD ELAZIZ, CITE 18 LOGEMENTS BLOC - 61, N°13,
CITE DE RIWANA, ZERALA ALGIERS.
PHONE NO 00213 071076049
EMAIL ADD : info@masterandassociates@gmail.com
MUMBAI : 213 6030796



AREA DIAGRAM FOR THIRD FLOOR
SCALE : - 1:150

AREA CALCULATION FOR THIRD FLOOR PLAN

DESCRIPTION	DIMENSION IN METERS	AREA IN SQ.MT.
RECTORIA	FACTOR BASE HEIGHT	
A1	65.08 51.98	3382.8584
A2	53.4 1.6	85.44
A3	0.5 3.09	1.545
A4	0.5 9.8	4.9
A5	0.5 3.2	1.6
A6	0.5 0.38	0.19
A7	1 0.18	0.18
A8	-	-
A9	-	-
A10	-	-
A11	-	-
A12	-	-
A13	-	-
A14	-	-
A15	-	-
A16	-	-
A17	-	-
A18	-	-
A19	0.5 1.79	0.895
A20	1 0.88	0.88
A21	1 0.61	0.61
A22	1 3.45	3.45
A23	1 0.54	0.54
A24	1 2.37	2.37
A25	1 0.49	0.49
A26	1 1.47	1.47
A27	1 0.53	0.53
A28	1 0.45	0.45
A29	0.5 14.21	7.105
A30	0.5 14.21	7.105
A31	-	-
A32	-	-
A33	-	-
A34	-	-
A35	-	-
A36	1 0.66	0.66
A37	-	-
A38	1 1.2	1.2
A39	1 0.73	0.73
A40	-	-
A41	1 4.48	4.48
A42	1 4.79	4.79
A43	0.5 1.72	0.86
A44	-	-
A45	-	-
A46	1 8.85	8.85
A47	0.5 5	2.5
A48	-	-
A49	-	-
A50	-	-
A51	-	-
A52	-	-

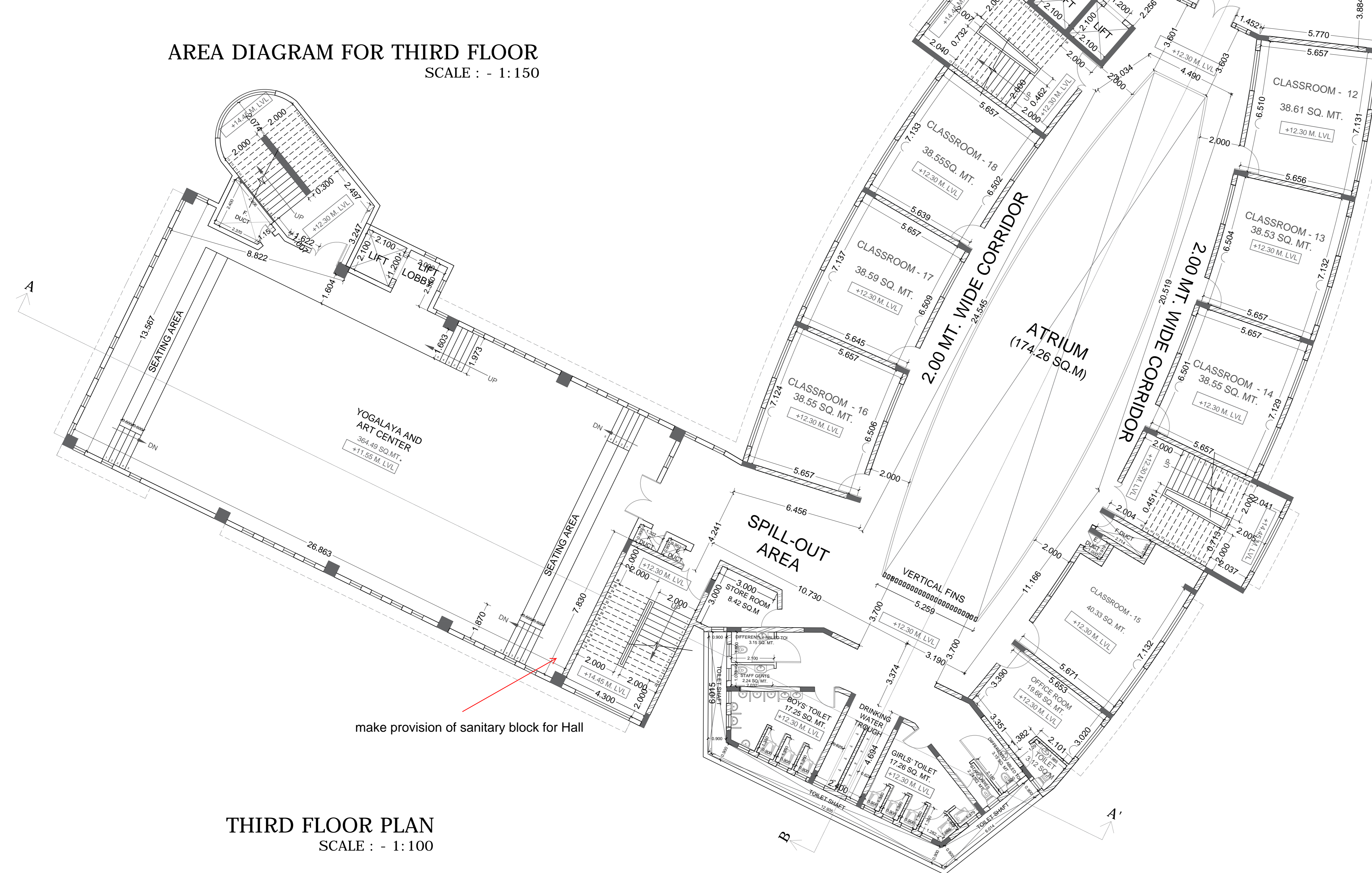
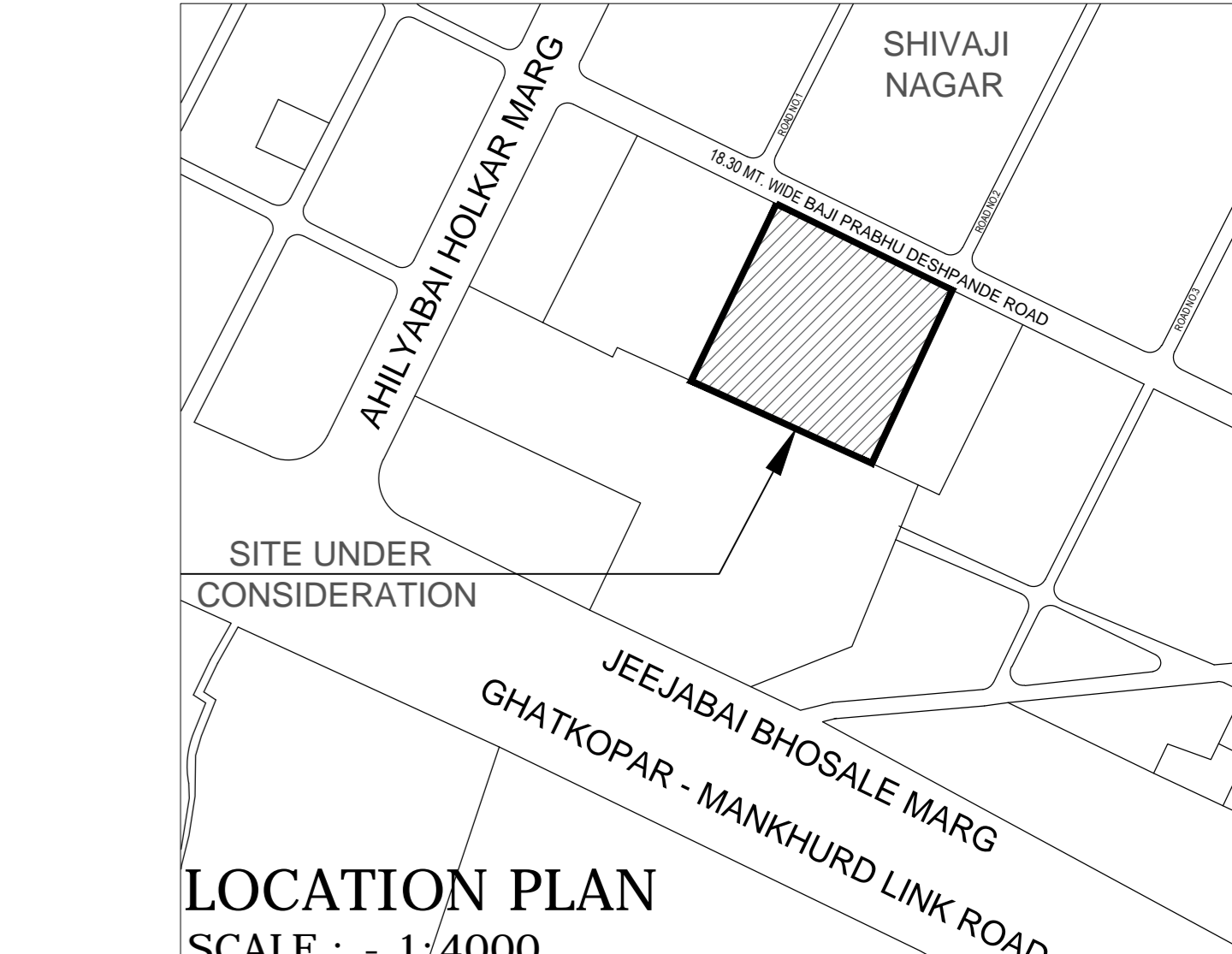
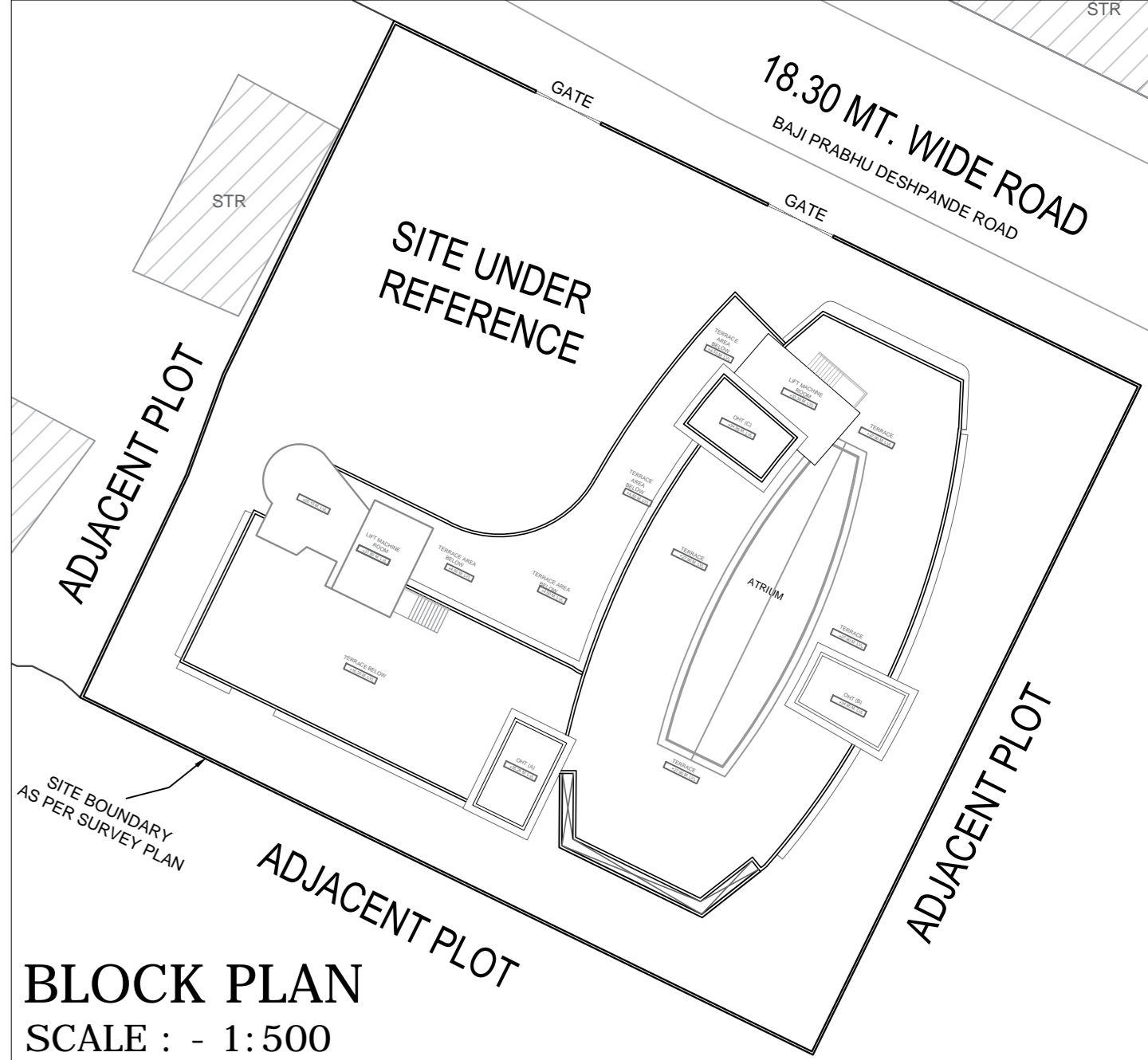
A53	1	0.46	0.46
A54	1	0.97	0.97
A55	1	1.41	1.41
A56	1	3.72	3.72
A57	0.5	3.72	1.86
A58	-	-	-
A59	-	-	-
A60	-	-	-
A61	-	-	-
A62	-	-	-
A63	1	0.81	0.81
A64	1	1.44	1.44
A65	1	2.08	2.08
A66	1	2.03	2.03
A67	1	13.33	13.33
A68	1	3.47	3.47
A69	0.5	4.83	2.415
A70	0.5	11.88	5.94
A71	1	2.92	2.92
A72	1	7.22	7.22
A73	0.5	2.92	1.46
A74	0.5	3.25	1.625
A75	0.5	0.47	0.235
A76	0.5	0.47	0.235
A77	0.5	28.63	14.315
A78	0.5	6.15	3.075
A79	0.5	1.73	0.865
A80	1	0.52	0.52
A81	-	-	-
A82	-	-	-
A83	1	7.55	7.55
A84	-	-	-
A85	-	-	-
A86	0.5	14.21	7.105
A87	0.5	28.2	14.1
A88	0.5	1.16	0.58
A89	1	2.94	2.94
A90	0.5	1.16	0.58
A91	0.5	1.73	0.865
A92	-	-	-
A93	0.5	14.19	7.095
A94	-	-	-
A95	-	-	-
A96	0.5	14.24	7.12
A97	-	-	-
A98	1	41.84	41.84
A99	-	-	-
A100	0.5	3.72	1.86
A101	0.5	3.63	1.815
A102	0.5	4.56	2.28
A103	0.5	0.65	0.325
A104	0.5	1.86	0.93
A105	0.5	12.71	6.355
A106	1	29.89	29.89
A107	1	23.3	23.3
A108	1	18.13	18.13

A109	1	16.09	16.09
A110	-	-	-
A111	-	-	-
A112	-	-	-
A113	-	-	-
A114	-	-	-
A115	-	-	-
A116	-	-	-
A117	-	-	-
A118	-	-	-
A119	-	-	-
A120	-	-	-
A121	-	-	-
A122	-	-	-
A123	-	-	-
A124	-	-	-
A125	-	-	-
A126	1	1.01	1.01
A127	1	0.6	0.6
A128	1	1.01	1.01
A129	1	0.55	0.55
A130	1	0.99	0.99
A131	1	0.68	0.68
A132	1	0.87	0.87
A133	1	0.69	0.69
A134	1	1.27	1.27
A135	1	2.02	2.02
A136	1	0.74	0.74
A137	0.5	1.59	0.795
A138	-	-	-
A139	1	0.64	0.64
A140	-	-	-
A141	1	1.22	1.22
A142	-	-	-
A143	1	1.99	1.99
A144	-	-	-
A145	1	0.84	0.84
A146	-	-	-
A147	0.5	1.5	0.75
A148	-	-	-
A149	-	-	-
A150	1	0.61	0.61
A151	1	0.93	0.93
A152	1	6.01	6.01
A153	-	-	-
A154	-	-	-
A155	1	2.46	2.46

S9	-	-	-	0.2
S10	1	1.01	0.5	0.505
S11	-	-	-	0.33
S12	-	-	-	0.25
S13	-	-	-	0.25
S14	-	-	-	0.27
S15	-	-	-	0.25
S16	1	0.53	0.93	0.4929
S17	1	1.07	1.82	1.9474
S18	1	0.57	0.89	0.5073
S19	0.5	6.69	3.69	12.3435
S20	0.5	6.4	4.17	13.244
S21	0.5	2.5	4.17	5.2125
S22	-	-	-	0.14
S23	-	-	-	0.96
S24	-	-	-	0.96
S25	0.5	2.15	1.78	1.9335
S26	0.5	2.15	1.78	1.9335
S27	1	4.91	4.8	21.119
S28	0.5	4.3	3.49	3.2025
S29	0.5	3.21	3.25	5.21625
S30	1	4.3	7.6	32.68

PROPOSED ACCOMMODATION SCHEDULE FOR THIRD FLOOR

SR. NO.	DESCRIPTION	NO.
1	CORRIDORS AND LIFT LOBBY	2
2	CLASSROOM	2
3	STAIRCASE	4
4	OFFICE ROOM	1
5	OFFICE TOILET	1
6	TOILET FOR DIFFERENTIALLY ABLED	2
7	STAFF TOILET (LADIES)	1
8	GIRLS TOILET	1
9	DRINKING WATER TROUGH	1
10	BOYS TOILET	1
11	STAFF TOILET (GENTS)	1
12	STORE ROOM	1
13	YOGALAYA AND ART CENTER	1
14	LIBRARY	1
TOTAL		25



THIRD FLOOR PLAN
SCALE : - 1:100

SCHEDULE OF TOILETS & DRINKING WATER TROUGHS (THIRD FLOOR)

SR. NO.	USES	PROVISIONS	REQUIRED	PROPOSED	
1	GIRLS (105 students)	W.C.	1 PER 25 PUPILS OR PART THEREOF	4.2	5
		WASH BASINS	1 PER 40 PUPILS OR PART THEREOF	2.625	3
		URINALS	1 PER 40 PUPILS OR PART THEREOF	2.625	3
2	BOYS (105 students)	WASH BASINS	1 PER 60 PUPILS OR PART THEREOF	1.75	2
		DRINKING WATER	1 PER 60 PUPILS OR PART THEREOF	4.2	10
		TOLLET FOR DIFFERENTIALLY ABLED	BOYS	---	1
4	OFFICE TOILET	W.C.	---	1	
		WASH BASINS	---	1	
		WASH BASINS	---	1	
5	STAFF TOILET	W.C.	---	1	
		WASH BASINS	---	1	
		WASH BASINS	---	1	
6	STAFF	W.C.	---	1	
		WASH BASINS	---	1	
		WASH BASINS	---	1	

CERTIFICATE
THIS IS TO CERTIFY THAT THE SCOPE OF WORK HAS BEEN EXPLAINED TO ME BY THE CITY ENGINEER / CONSULTANT AND CONSIDERING THE BUDGET PROVISION THEREFORE I AM SATISFIED WITH THE PROJECT PROPOSAL.

HEADMASTER / BUILDING IN-CHARGE
ADMINISTRATIVE OFFICER (SCHOOLS)

User digital sign on all plans
DY. EDUCATIONAL OFFICER
EDUCATIONAL OFFICER

NOTE: USER SIGNATURE IS PROVIDED IN THE SCANNED COPY OF THE PLANS AND HENCE IT IS REQUESTED THAT THE SAME IS NOT INSISTED ON DIGITAL PRINTS. IN CASE REQUIRED, THE SAME WILL BE OBTAINED BEFORE STARTING OF THE WORK.

Draft plan under Consideration

DEEPAK CHINTAMA N KULKARNI
S.E.B.P. SPECIAL CELL-06/04/2020

UMESH GYANBA YADAV
A.E.B.P. SPECIAL CELL-06/04/2020

E.E.B.P. SPECIAL CELL-06/04/2020

S.E. ARCHITECT
SCHOOL INFRASTRUCTURE CELL

SR. ARCHITECT
SCHOOL INFRASTRUCTURE CELL

Vinita Sandeep Sandeep Sahare
Digitally signed by Vinita Sandeep Sahare
Date: 2020.01.07 13:20:34 +05'30'

UDAY DEEPAK MASTER
Digitally signed by UDAY DEEPAK MASTER
Date: 2020.01.07 14:02:22 +05'30'

DY. MUNICIPAL ARCHITECT
SCHOOL INFRASTRUCTURE CELL

ARCHITECT MASTER & ASSOCIATES

PROPOSAL DRAWINGS
TYPE OF DWG :
MUNICIPAL CORPORATION OF GREATER MUMBAI (MCGM)
CLIENT :

THIRD FLOOR PLAN
TITLE OF DRAWING :
PROPOSED DEMOLITION & RECONSTRUCTION OF SHIVAJI NAGAR NO. 1 (OLD) MARATHI MUNICIPAL SCHOOL ON LAND BEARING C.T.S. NO. 1 (PT), BAJI PRABHU DESHPANDE ROAD, 'M' / 'E' WARD

JOB TITLE :

DRAWN BY : SHIREYA
CHECKED BY : VIR
SCALE : AS MENTIONED

PROJECT CODE : 1814
DRAWING NO : 1814 -35
REVISION NO : R9

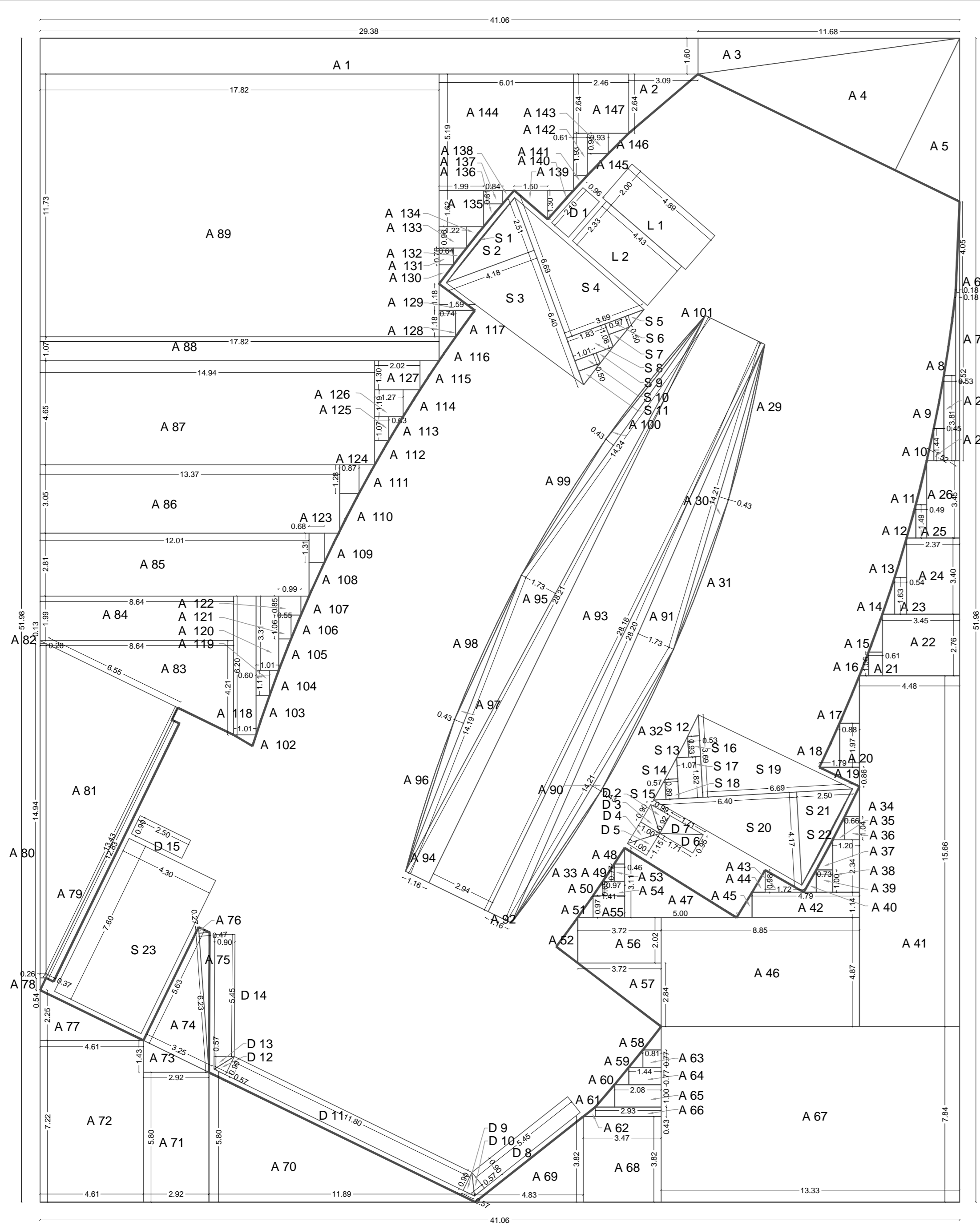
DyMa/SIC/ME/06/RC-SHEET-5

THIS DRAWING IS THE PROPERTY OF MASTER & ASSOCIATES ARCHITECTS, INTERIOR DESIGNERS & PROJECT MANAGEMENT CONSULTANTS AND IS NOT TO BE REPRODUCED, COPIED, HANDED OVER TO A THIRD PARTY OR USED FOR ANY PURPOSE OTHER THAN THAT FOR WHICH IT HAS BEEN LOANED

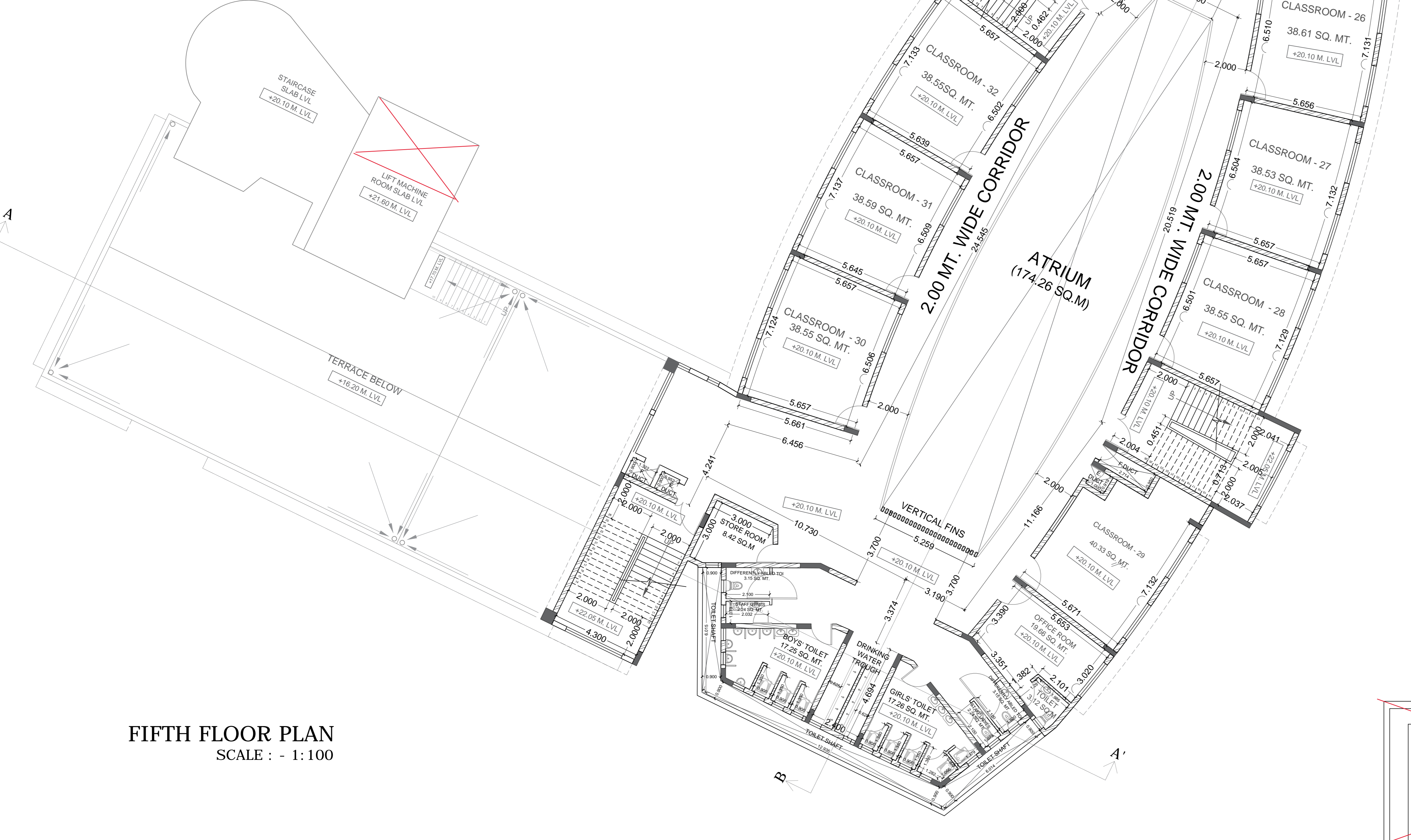
MASTER & ASSOCIATES
ARCHITECTS, INTERIOR DESIGNERS & PROJECT MANAGEMENT CONSULTANTS

MUMBAI
HAMAM HOUSE-34-38 AMBHALA DROSHI MARG,
MUMBAI-400 014, India.
PHONE NO :- 22-2285 4900 / 4736 FAX 22700173
EMAIL ADDR : info@masterandassociates.com info@masterandassociates.com

ALIGERS
SULIMAN ABD ELAZIZ, CITE 18 LOGEMENTS BLOC - 61, N°3,
CITE DE ROUBINA, ZERAKA ALIGERS.
PHONE NO 00213.071070049
EMAIL ADDR : info@masterandassociates.com
MOBILE : 913 90307006



AREA DIAGRAM FOR FIFTH FLOOR SCALE : - 1:150



FIFTH FLOOR PLAN SCALE : - 1:100

Table: AREA CALCULATION FOR FIFTH FLOOR PLAN. Columns include Description, Dimension (in meters), Factor, Base, Height, Area, and Rectangles. It lists numerous areas from A1 to A43.

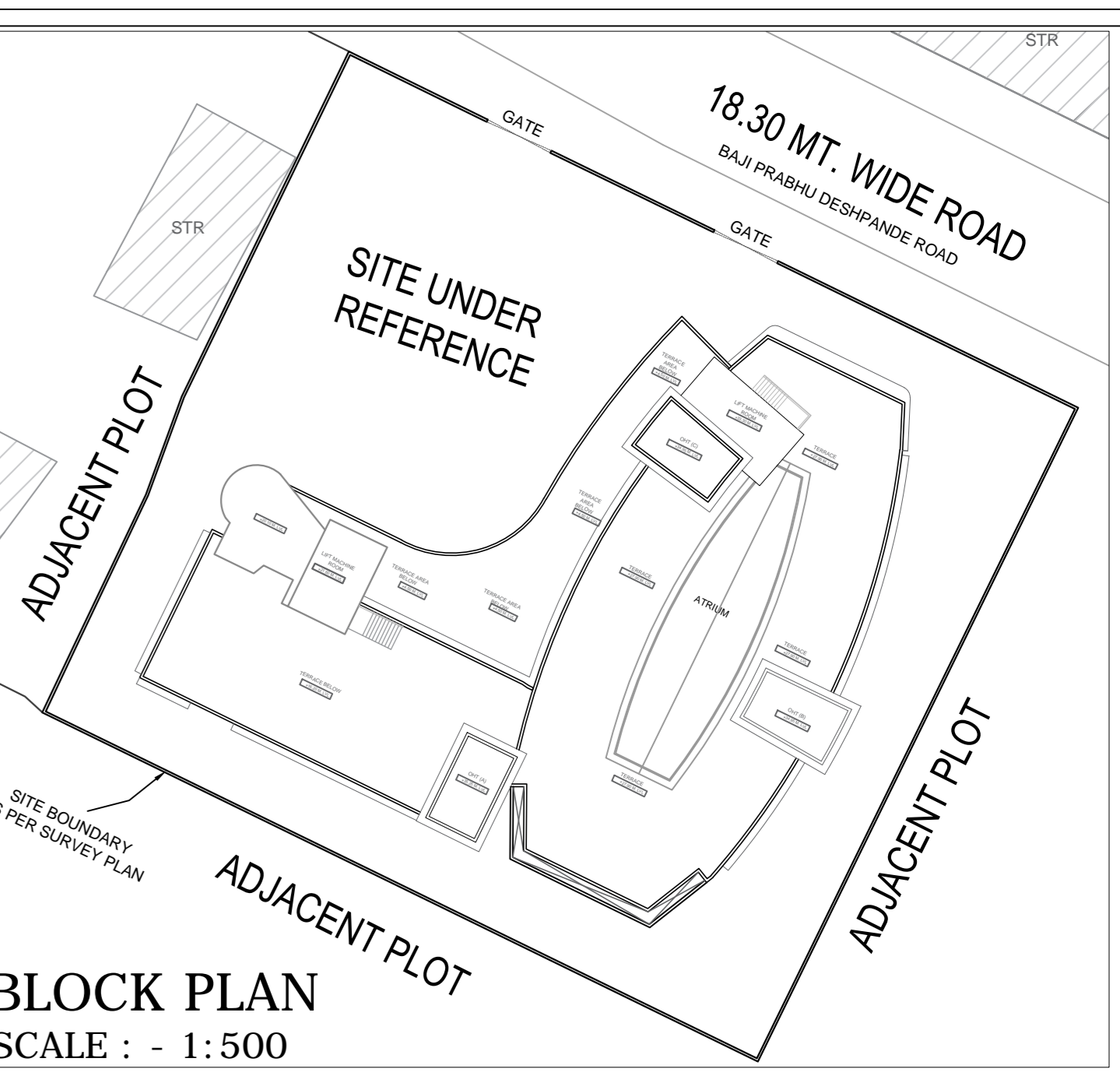
Table: AREA CALCULATION FOR FIFTH FLOOR PLAN (continued). Columns include Description, Dimension (in meters), Factor, Base, Height, Area, and Rectangles. It lists numerous areas from A44 to A92.

Table: AREA CALCULATION FOR FIFTH FLOOR PLAN (continued). Columns include Description, Dimension (in meters), Factor, Base, Height, Area, and Rectangles. It lists numerous areas from A93 to A141.

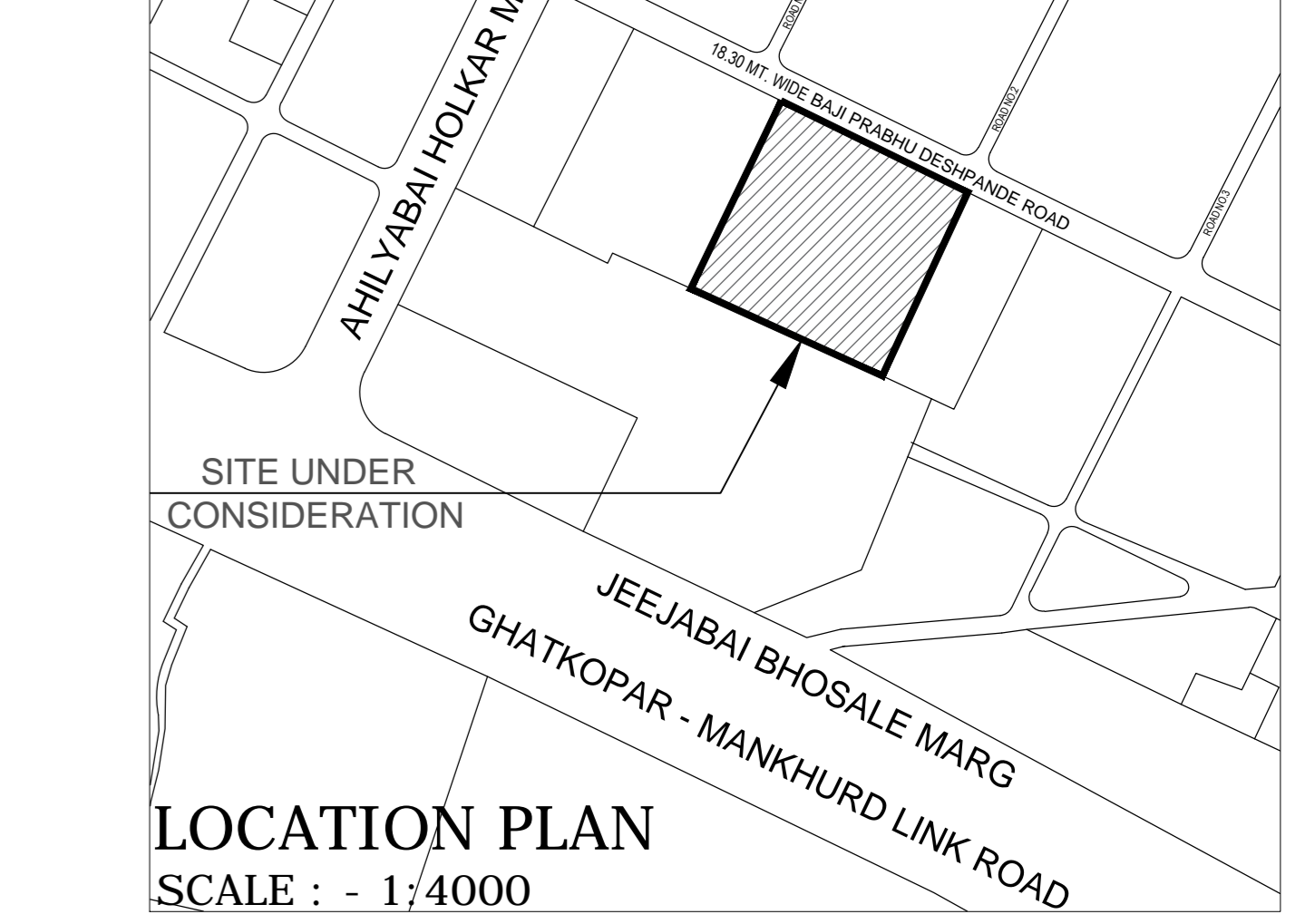
Table: AREA CALCULATION FOR FIFTH FLOOR PLAN (continued). Columns include Description, Dimension (in meters), Factor, Base, Height, Area, and Rectangles. It lists numerous areas from A142 to A232, including a staircase and lifts section.

Table: PROPOSED ACCOMMODATION SCHEDULE FOR FIFTH FLOOR. Lists SR. NO. (1-13), Description (Corridors, Classroom, Staircase, etc.), and NO. of units (1-22).

Table: SCHEDULE OF TOILETS & DRINKING WATER TROUGH (FIFTH FLOOR). Details provisions, requirements, and proposed counts for various user groups (Girls, Boys, Common, etc.).



BLOCK PLAN SCALE : - 1:500



LOCATION PLAN SCALE : - 1:4000

CERTIFICATE: THIS IS TO CERTIFY THAT THE SCOPE OF WORK HAS BEEN EXPLAINED TO ME BY THE CITY ENGINEER / CONSULTANT AND CONSIDERING THE BUDGET PROVISION THEREFORE I AM SATISFIED WITH THE PROJECT PROPOSAL.

Draft plan under consideration. Digitally signed by Umesh Gyanba Yadav, A.E.B.P. SPECIAL CELL.

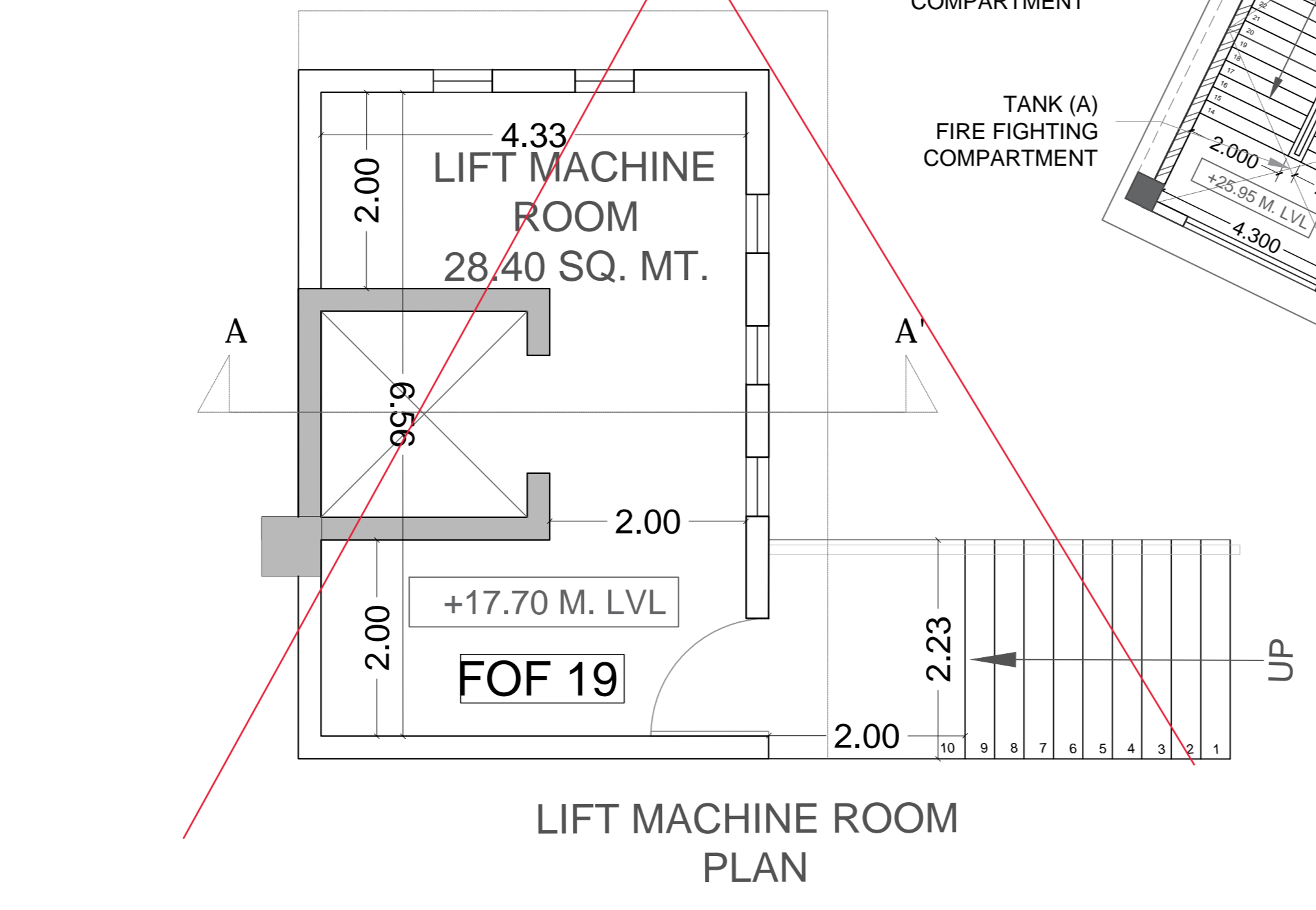
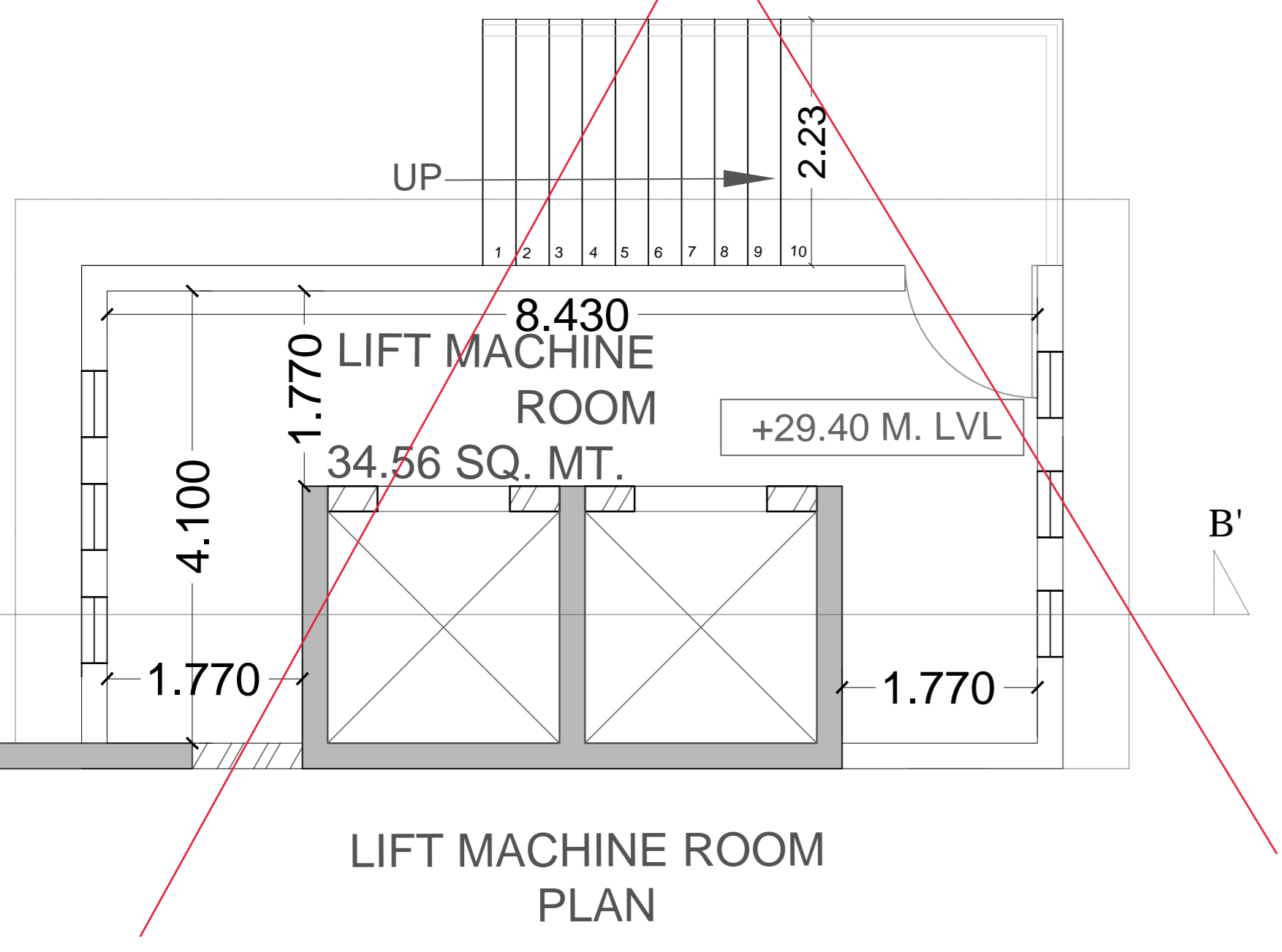
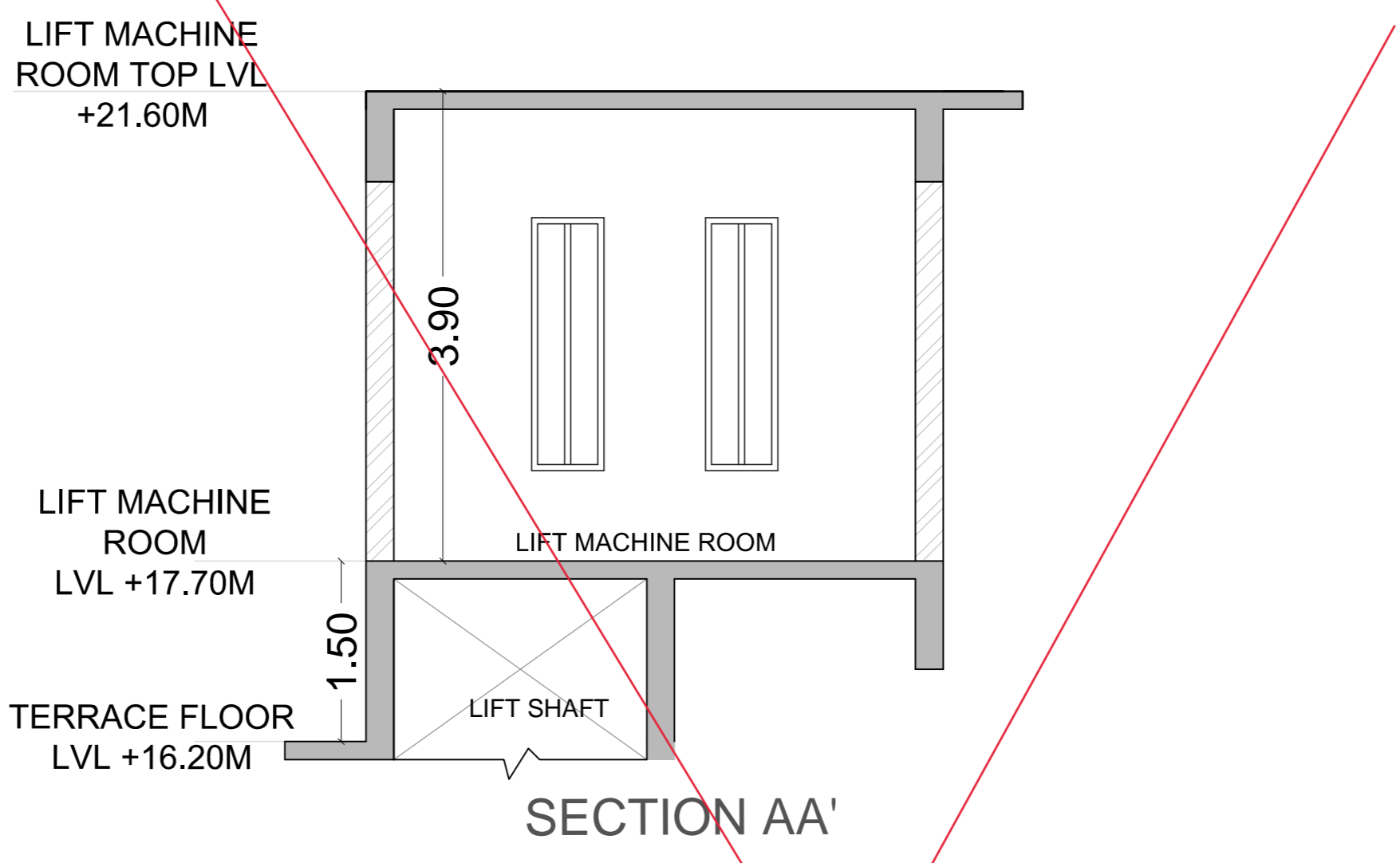
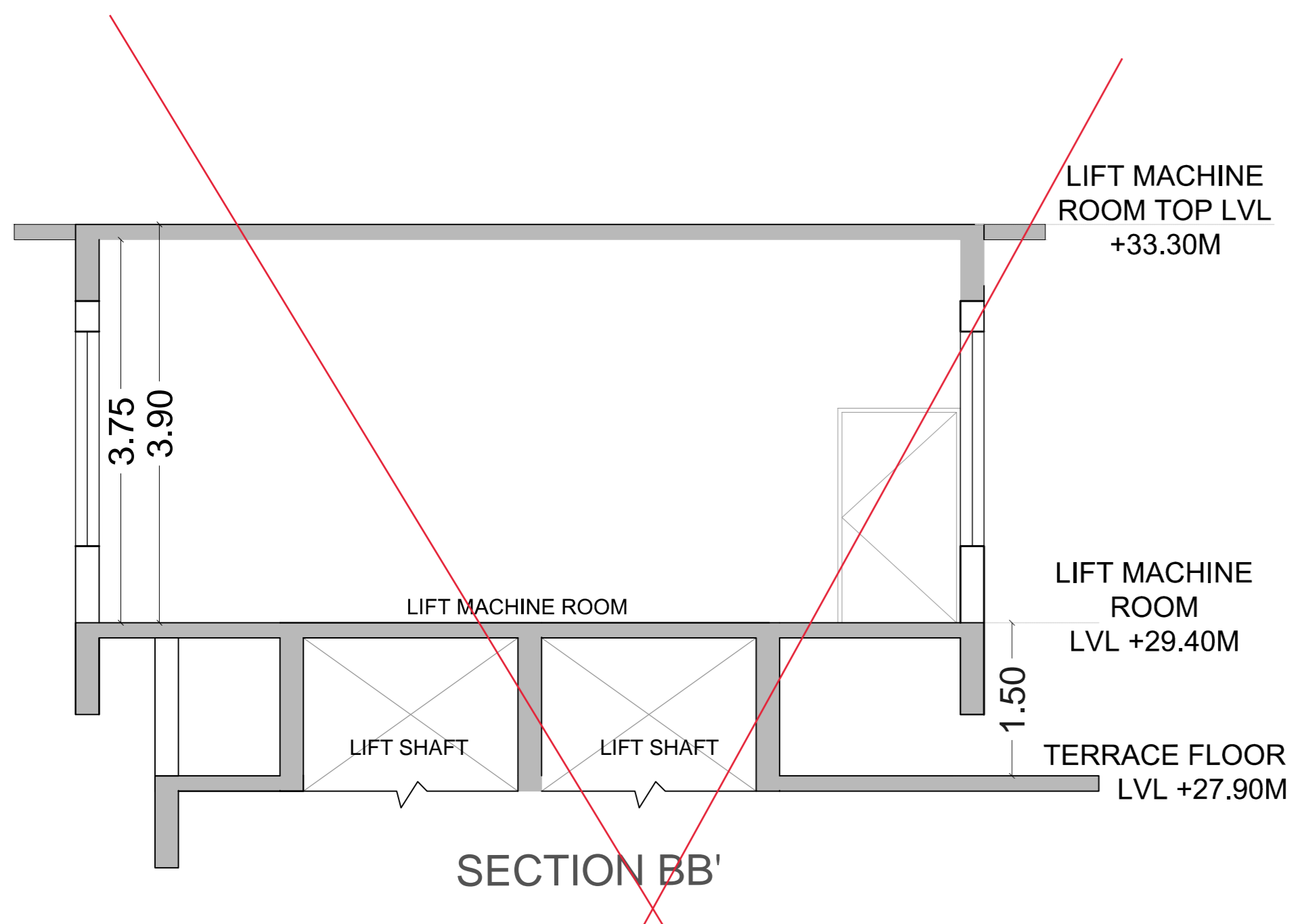
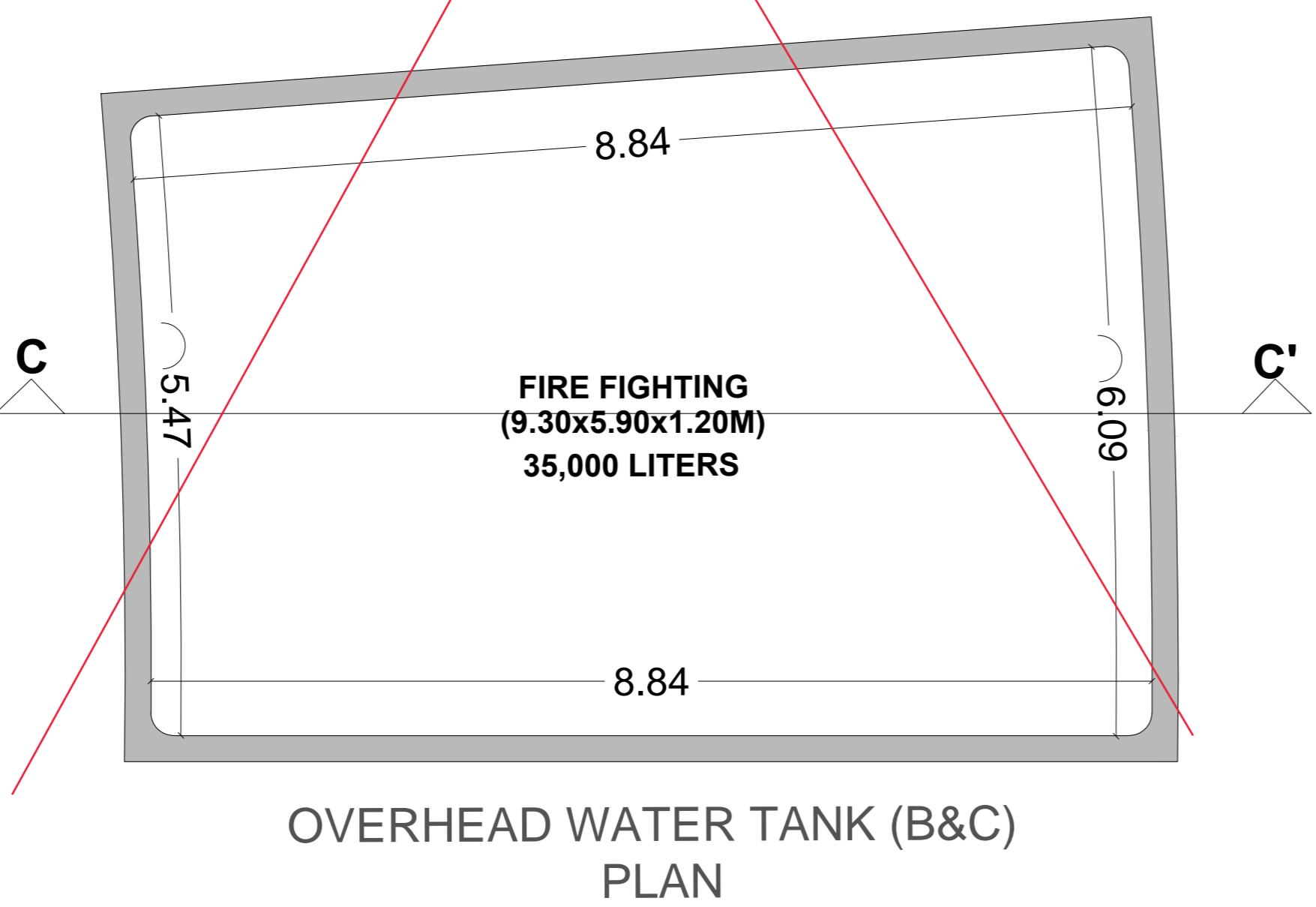
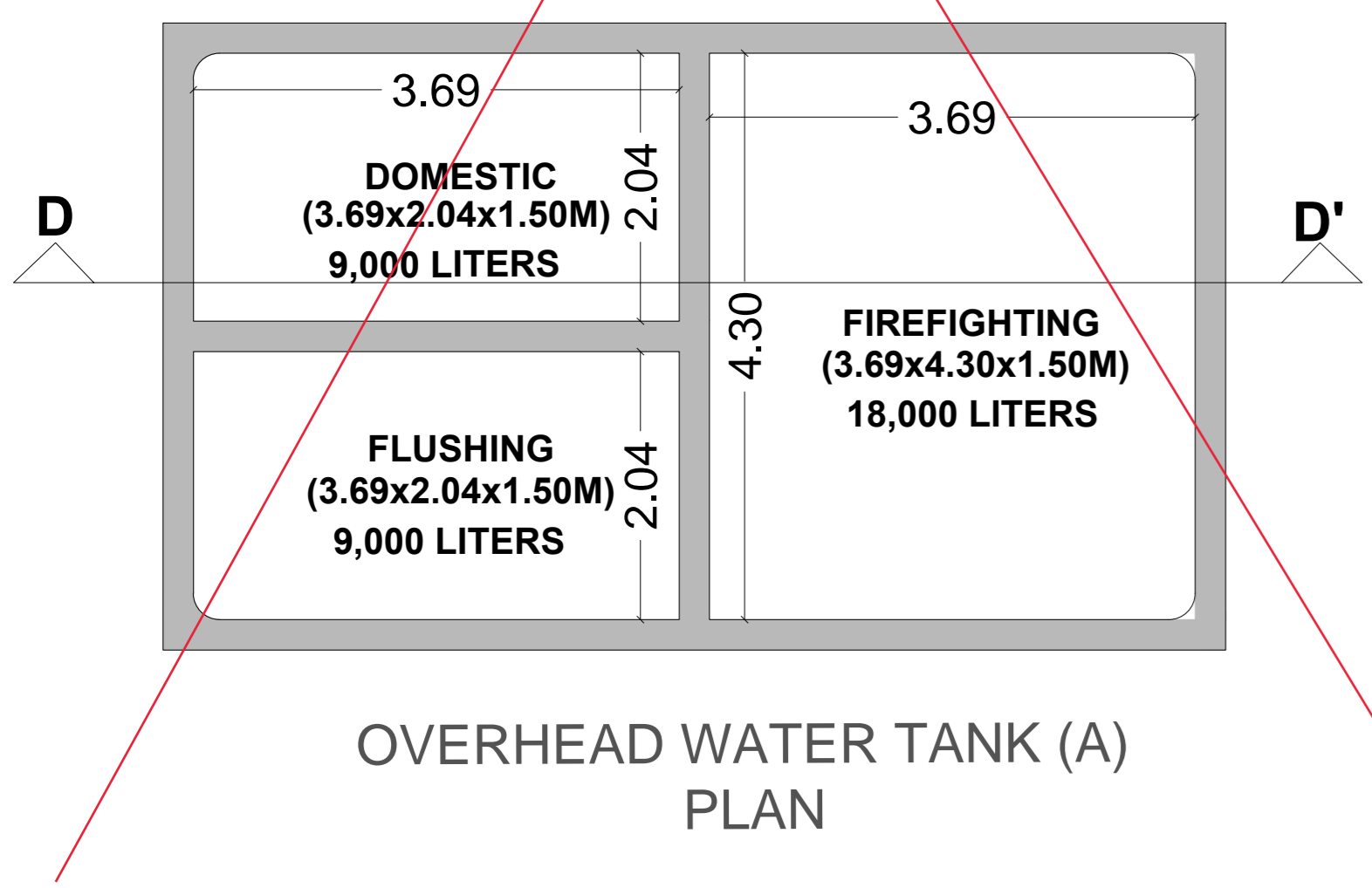
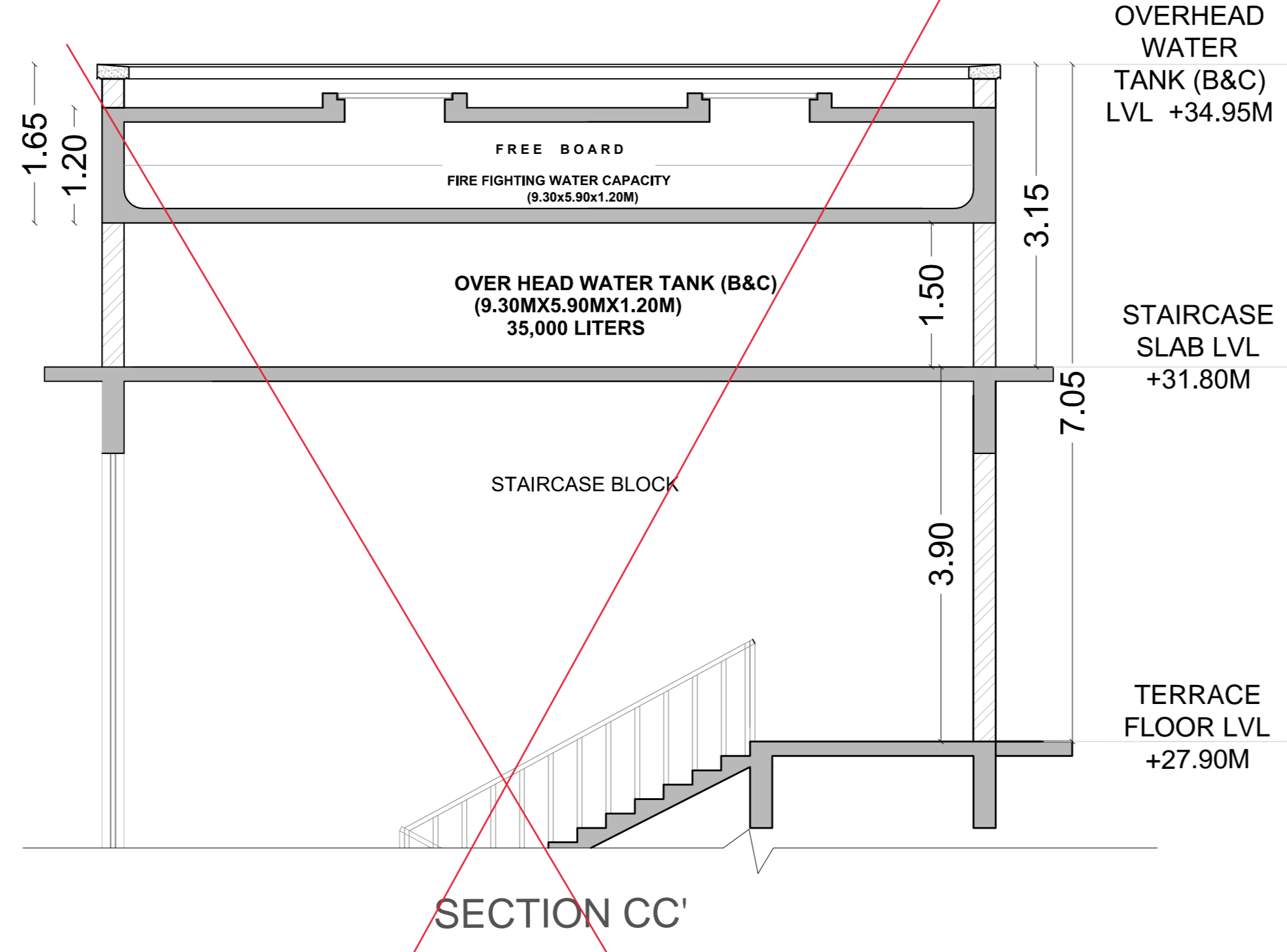
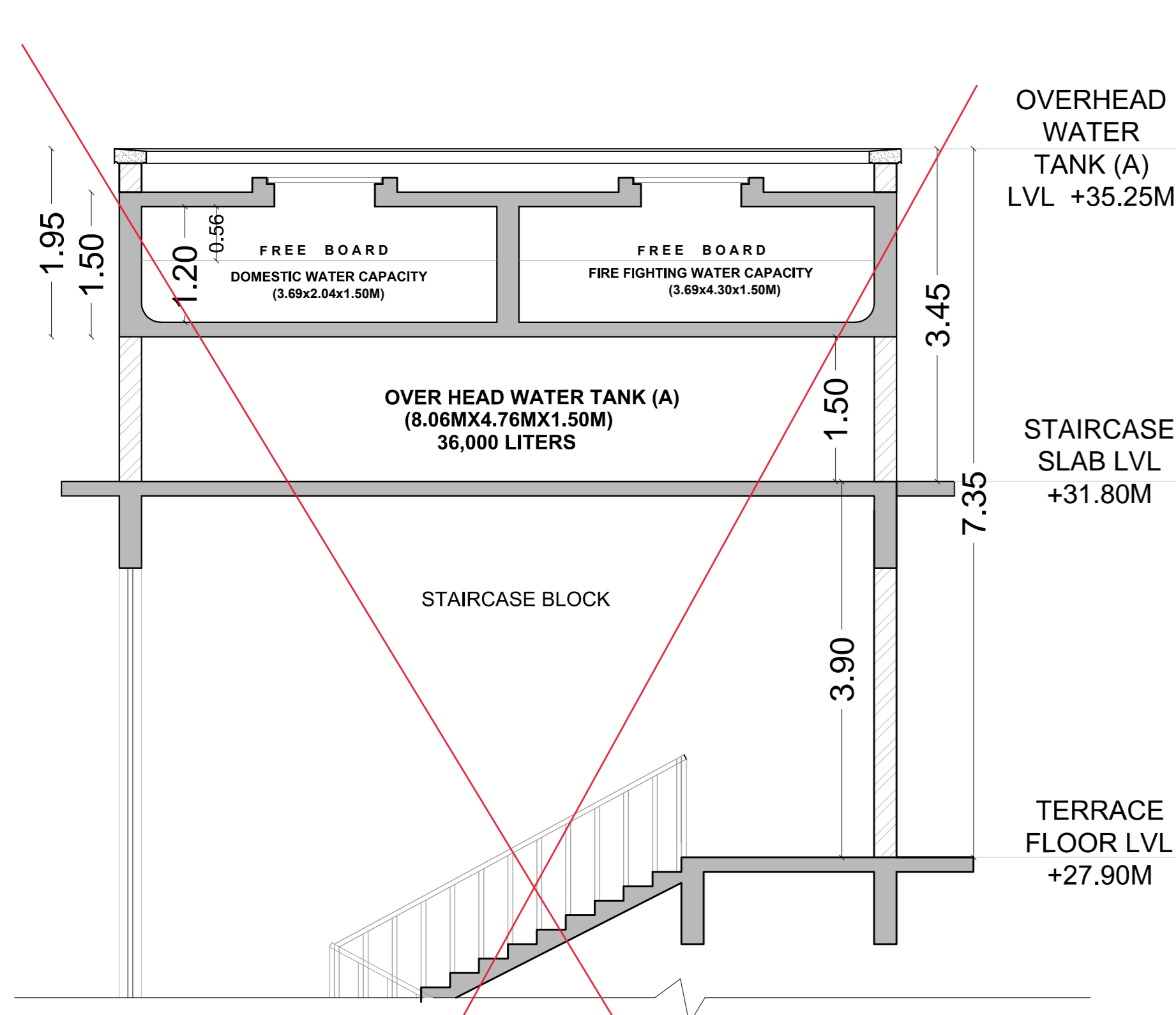
Administrative and educational officer sections. Includes a note: USER SIGNATURE IS PROVIDED IN THE SCANNED COPY OF THE PLANS AND HENCE IT IS REQUESTED THAT THE SAME IS NOT INSISTED ON DIGITAL PRINTS.

Signature blocks for S.E. ARCHITECT (Vinita Sandeep Sahare), SR. ARCHITECT, and ARCHITECT MASTER & ASSOCIATES.

PROPOSAL DRAWINGS: TYPE OF DWG: MUNICIPAL CORPORATION OF GREATER MUMBAI (MCGM). TITLE OF DRAWING: PROPOSED DEMOLITION & RECONSTRUCTION OF SHIVAJI NAGAR NO. 1 (OLD) MARATHI MUNICIPAL SCHOOL ON LAND BEARING C.T.S. NO. 1 (PT), BAJI PRABHU DESHPANDE ROAD, 'M' / E' WARD. JOB TITLE: DRAWN BY: SHIREYA, CHECKED BY: VIR, SCALE: AS MENTIONED, PROJECT CODE: 1814, DRAWING NO: 1814 -37, REVISION NO: R9, 06-01-2020, DyMa/SIC/ME/06/RC-SHEET-7

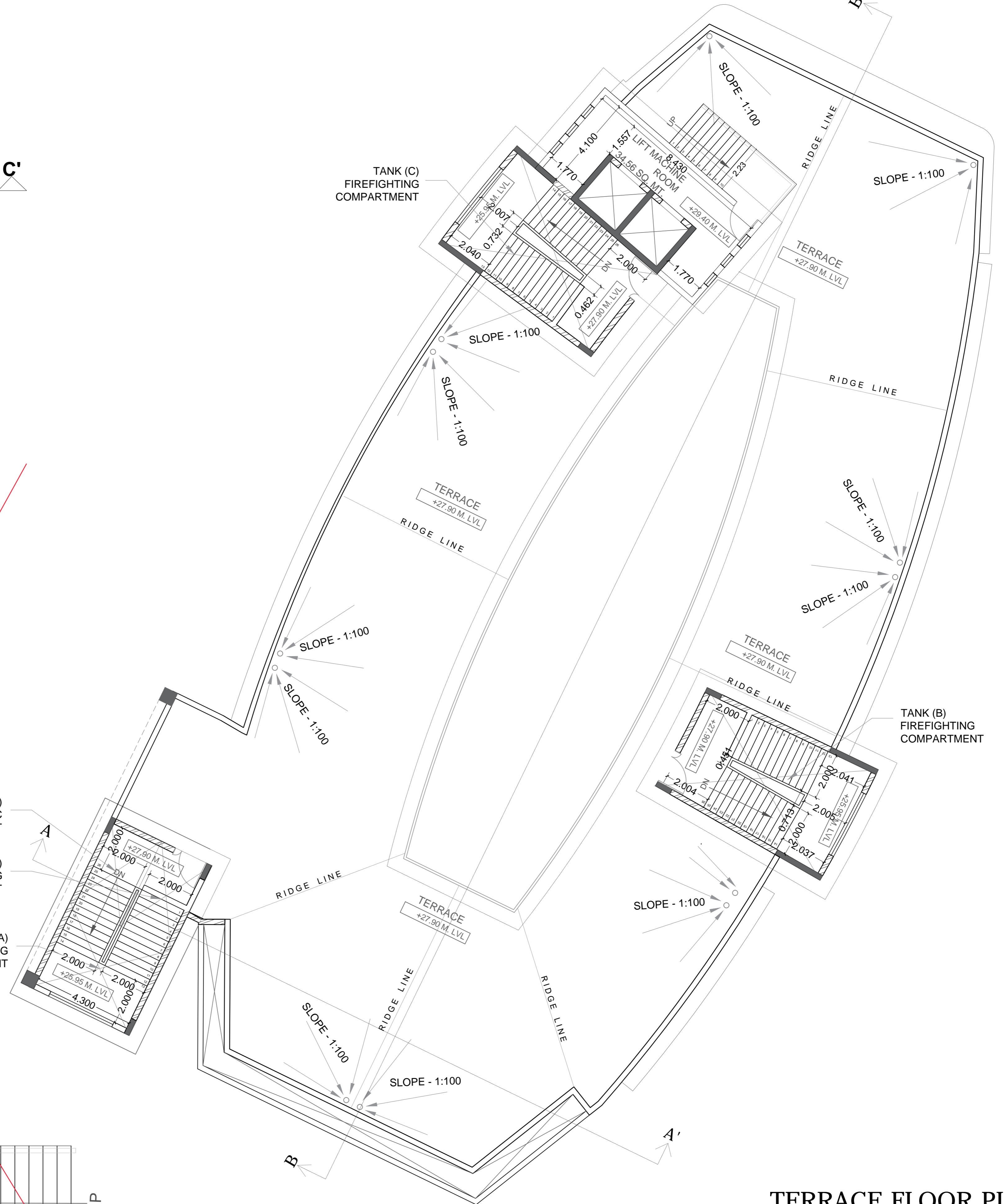
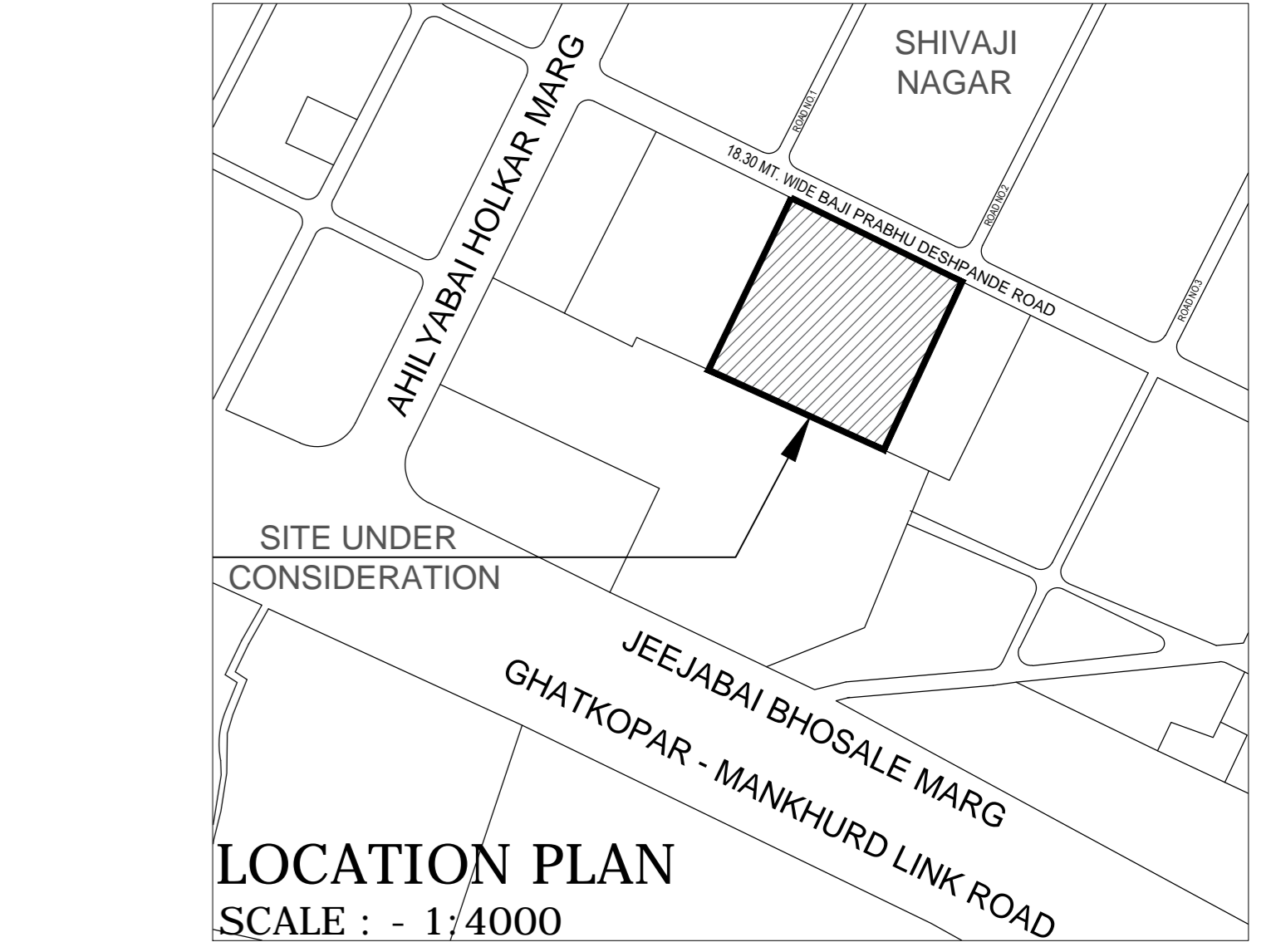
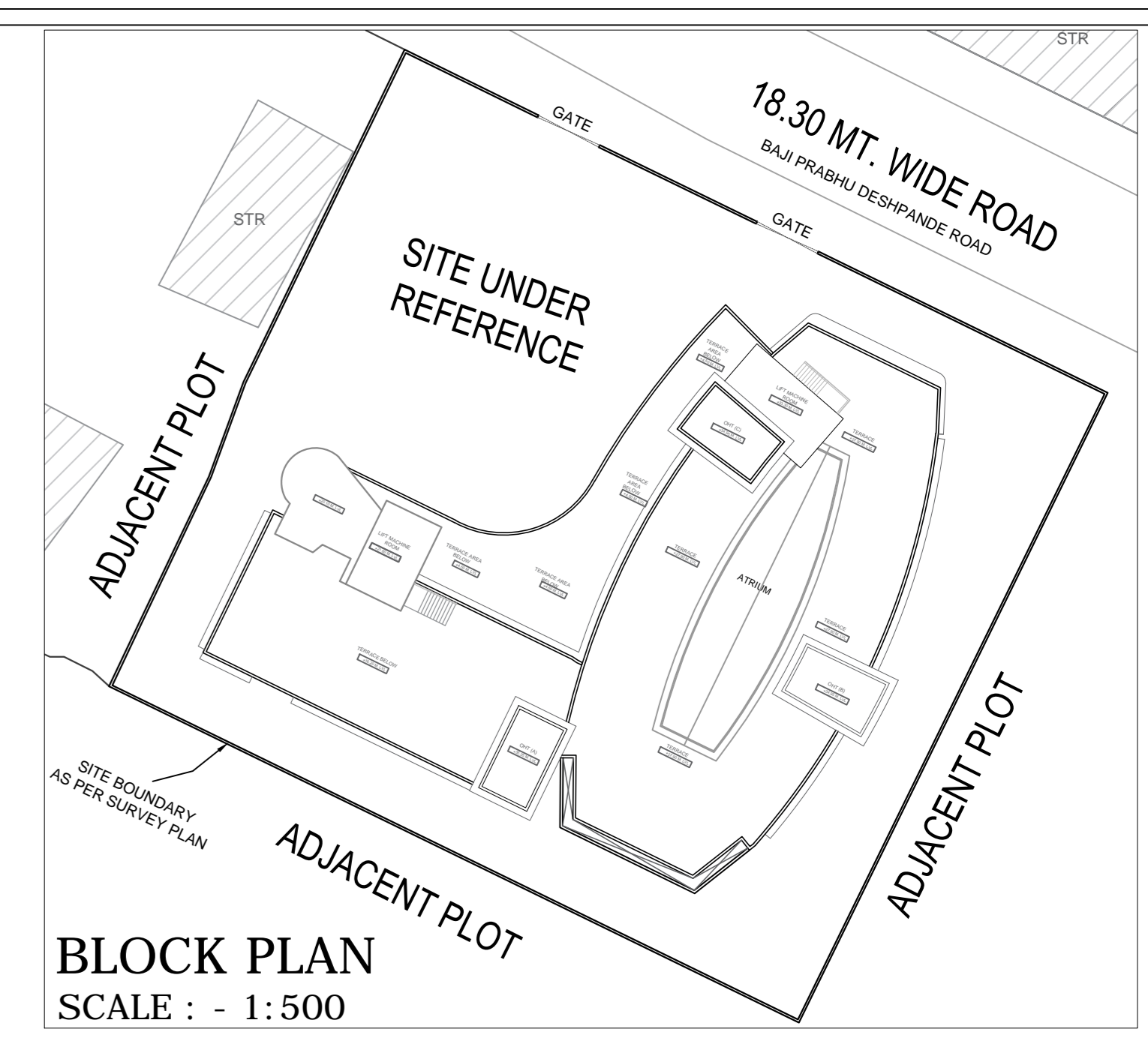
THIS DRAWING IS THE PROPERTY OF MASTER & ASSOCIATES AND IS NOT TO BE REPRODUCED, COPIED, HANDED OVER TO A THIRD PARTY OR USED FOR ANY PURPOSE OTHER THAN THAT FOR WHICH IT HAS BEEN LOANED.

STATUS: Includes a north arrow, project code, drawing number, revision number, and contact information for MASTER & ASSOCIATES in Mumbai and Algiers.



SCHEDULE OF DOORS & WINDOWS (TERRACE FLOOR)

SR.NO.	TYPE	DIMENSIONS	DESCRIPTION	NO.
1	FRD1	1.20 M. X 2.10 M.	FIRE RETARDANT T.W. FRAME FLUSH DOOR WITH LAMINATE FINISH	1
2	FRD2	0.90 M. X 2.10 M.	FIRE RETARDANT T.W. FRAME FLUSH DOOR WITH LAMINATE FINISH	0
3	FRP3	0.75 M. X 2.10 M.	F.R.P. DOOR	0
4	FRD4	2.00 M. X 2.40 M.	FIRE RETARDANT T.W. FRAME DOUBLE LEAF FLUSH DOOR WITH LAMINATE FINISH	0
5	FRD5	1.00 M. X 2.10 M.	FIRE RETARDANT T.W. FRAME FLUSH DOOR WITH LAMINATE FINISH	0
6	FRD6	1.20 M. X 2.10 M.	FIRE RETARDANT T.W. FRAME FLUSH DOOR WITH LAMINATE FINISH(TWO-WAY)	0
7	FRD7	0.75 M. X 2.10 M.	DUCT DOOR	0
8	FRD8	2.40 M. X 2.10 M.	FIRE RETARDANT T.W. FRAME DOUBLE LEAF FLUSH DOOR WITH LAMINATE FINISH	0
9	FRD9	1.50 M. X 2.10 M.	FIRE RETARDANT T.W. FRAME DOUBLE LEAF FLUSH DOOR WITH LAMINATE FINISH	3
10	W1	2.00 M. X 2.10 M.	4 TRACK ALUMINIUM SLIDING WINDOW	0
11	W2	0.60 M. X 2.55 M.	ALUMINIUM SLIT WINDOW	6
12	W3	3.00 M. X 2.40 M.	4 TRACK ALUMINIUM SLIDING WINDOW	3
13	W4	1.20 M. X 2.10 M.	ALUMINIUM FRAMED GLAZED WINDOW(FEATURE STAIRCASE)	0
14	W5	0.60 M. X 2.10 M.	ALUMINIUM FRAMED SINGLE LEAF WINDOW	0
15	V1	0.60 M. X 0.90 M.	ALUMINIUM FRAMED GLAZED LOUVERS	0
16	V2	2.00 M. X 1.20 M.	4 TRACK ALUMINIUM FRAMED SLIDING WINDOW	0



CERTIFICATE
THIS IS TO CERTIFY THAT THE SCOPE OF WORK HAS BEEN EXPLAINED TO ME BY THE CITY ENGINEER / CONSULTANT AND CONSIDERING THE BUDGET PROVISION THEREFORE I AM SATISFIED WITH THE PROJECT PROPOSAL.

HEADMASTER / BUILDING IN-CHARGE
ADMINISTRATIVE OFFICER (SCHOOLS)

User digital sign on all plans
DY. EDUCATIONAL OFFICER
EDUCATIONAL OFFICER

NOTE : USER SIGNATURE IS PROVIDED IN THE SCANNED COPY OF THE PLANS AND HENCE IT IS REQUESTED THAT THE SAME IS NOT INSISTED ON DIGITAL PRINTS. IN CASE REQUIRED, THE SAME WILL BE OBTAINED BEFORE STARTING OF THE WORK.

Draft plan under consideration
DEEPAK CHINTAMA N KULKARNI S.E.B.P. SPECIAL CELL 07877-5
UMESH GYANBA YADAV A.E.B.P. SPECIAL CELL 07877-3
E.E.B.P. SPECIAL CELL 07877-1

S.E. ARCHITECT SCHOOL INFRASTRUCTURE CELL
SR. ARCHITECT SCHOOL INFRASTRUCTURE CELL

Vinita Sandeep Sahare Digitally signed by Vinita Sandeep Sahare Date: 2020.01.07 13:33:07 +05'30'
UDAY DEEPAK MASTER Digitally signed by UDAY DEEPAK MASTER Date: 2020.01.07 14:05:58 +05'30'

PROPOSAL DRAWINGS
TYPE OF DWG :
MUNICIPAL CORPORATION OF GREATER MUMBAI (MCGM)
CLIENT :
TERRACE FLOOR PLAN
TITLE OF DRAWING :
PROPOSED DEMOLITION & RECONSTRUCTION OF SHIVAJI NAGAR NO. 1 (OLD) MARATHI MUNICIPAL SCHOOL ON LAND BEARING C.T.S. NO. 1 (PT), BAJI PRABHU DESHPANDE ROAD, 'M' / 'E' WARD
JOB TITLE :

DRAWN BY : SHIREYA
CHECKED BY : VIR
SCALE : AS MENTIONED
PROJECT CODE : 1814
DRAWING NO : 1814 -39
REVISION NO : R9
06-01-2020
DyMA/SIC/ME/06/RC-SHEET-9

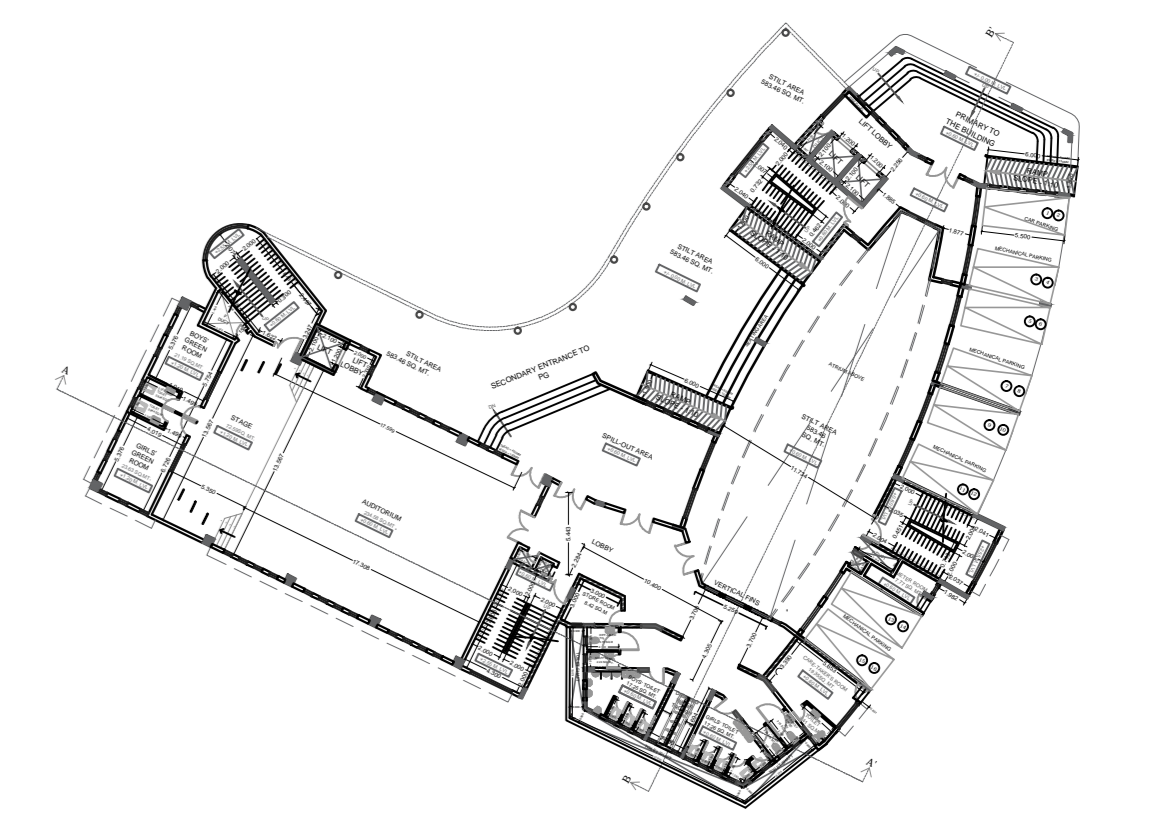
THIS DRAWING IS THE PROPERTY OF MASTER & ASSOCIATES ARCHITECTS, INTERIOR DESIGNERS & PROJECT MANAGEMENT CONSULTANTS AND IS NOT TO BE REPRODUCED, COPIED, HANDED OVER TO A THIRD PARTY OR USED FOR ANY PURPOSE OTHER THAN THAT FOR WHICH IT HAS BEEN LOANED

MASTER & ASSOCIATES ARCHITECTS, INTERIOR DESIGNERS & PROJECT MANAGEMENT CONSULTANTS
MUMBAI
HARAMI HOUSE 34/38 ANARVALI DROSSI MARG, MUMBAI - 400 011, India
PHONE NO - 91-22-2285 4906 / 4736 FAX 22700173
EMAIL ADD - info@masterandassociates.com
ALGIERS
SLIMANE ABD ELAZIZ, CITE 18 LOGEMENTS BLOC - 61, N°13, CITE DE REHABANA, ZERALKA ALGIERS
PHONE NO 00213 071076049
EMAIL ADD - info@masterandassociates@gmail.com
MUMBAI - 213 6030766

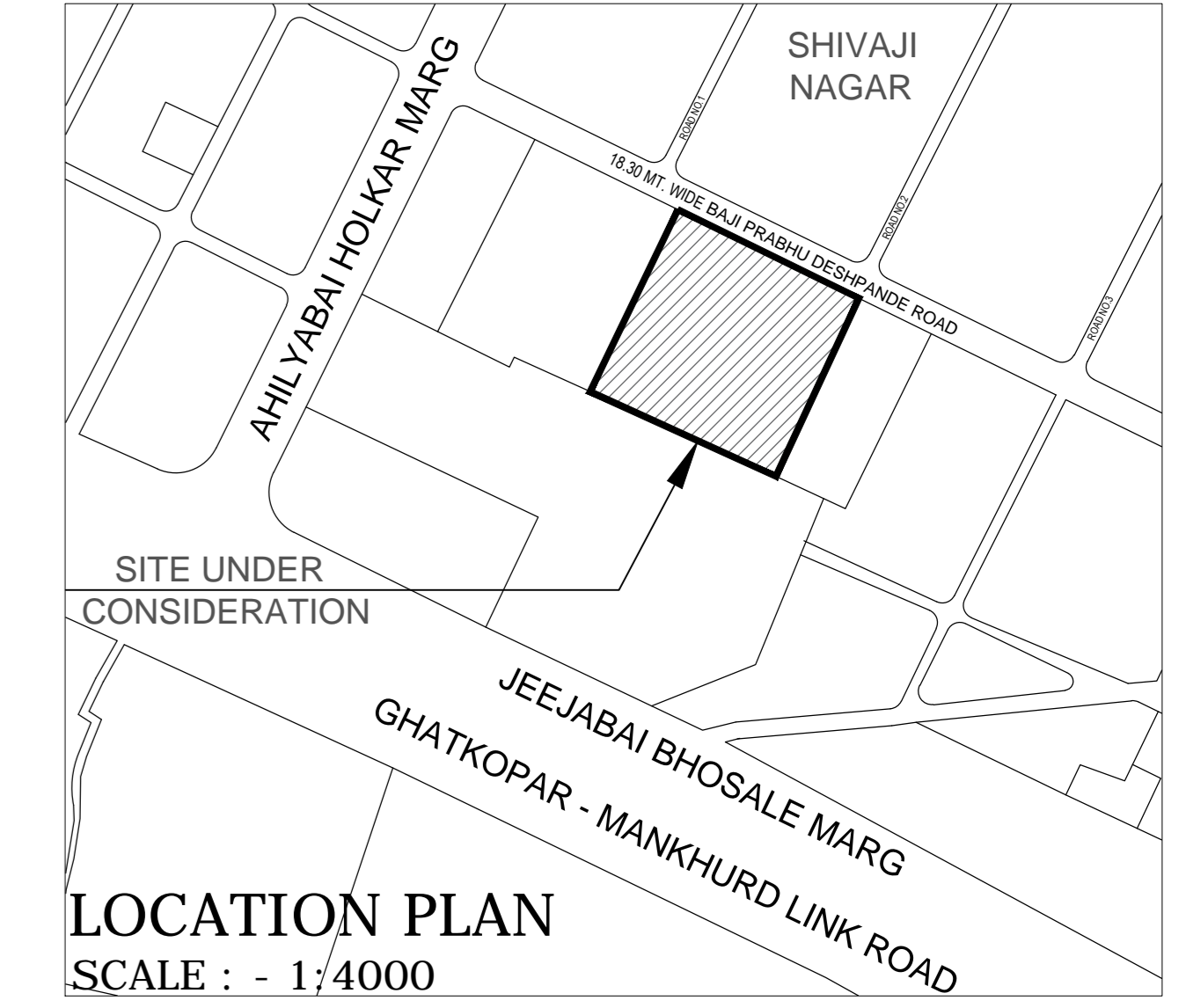
LIFT MACHINE ROOM AND OVER HEAD WATER TANK DETAILS SCALE : - 1:50



SECTION - A-A'
SCALE - 1:100



KEY PLAN
SCALE : - 1:500



LOCATION PLAN
SCALE : - 1:4000



SECTION - B-B'
SCALE - 1:100

**THIS DRAWING IS THE PROPERTY OF
MASTER & ASSOCIATES ARCHITECTS, INTERIOR DESIGNERS &
PROJECT MANAGEMENT CONSULTANTS
AND IS NOT TO BE REPRODUCED, COPIED, HANDED OVER
TO A THIRD PARTY OR USED FOR ANY PURPOSE OTHER
THAN THAT FOR WHICH IT HAS BEEN LOANED**

STATUS

CERTIFICATE
THIS IS TO CERTIFY THAT THE SCOPE OF WORK HAS BEEN EXPLAINED TO ME BY THE CITY ENGINEER / CONSULTANT AND CONSIDERING THE BUDGET PROVISION THEREFORE I AM SATISFIED WITH THE PROJECT PROPOSAL.

HEADMASTER / BUILDING IN-CHARGE	ADMINISTRATIVE OFFICER (SCHOOLS)
DY. EDUCATIONAL OFFICER	EDUCATIONAL OFFICER

NOTE : USER SIGNATURE IS PROVIDED IN THE SCANNED COPY OF THE PLANS AND HENCE IT IS REQUESTED THAT THE SAME IS NOT INSISTED ON DIGITAL PRINTS. IN CASE REQUIRED, THE SAME WILL BE OBTAINED BEFORE STARTING OF THE WORK.

Draft plan under consideration Digitally signed by DEEPAK CHINTAMA N KULKARNI S.E.B.P. <small>SPECIAL CELL: 0789 5</small>	Digitally signed by UMESH GYANBA YADAV A.E.B.P. <small>SPECIAL CELL: 0789 3</small>	Digitally signed by E.E.B.P. <small>SPECIAL CELL: 0789 1</small>
---	---	---

Vinita Sandeep Sahare Digitally signed by Vinita Sandeep Sahare Date: 2020.01.07 13:38:24 +05'30' DY. MUNICIPAL ARCHITECT SCHOOL INFRASTRUCTURE CELL	UDAY DEEPAK MASTER Digitally signed by UDAY DEEPAK MASTER Date: 2020.01.07 14:08:07 +05'30' ARCHITECT MASTER & ASSOCIATES
---	---

PROPOSAL DRAWINGS
TYPE OF DWG :
MUNICIPAL CORPORATION OF GREATER MUMBAI (MCGM)
CLIENT :

TITLE OF DRAWING : SECTIONS
PROPOSED DEMOLITION & RECONSTRUCTION OF SHIVAJI NAGAR NO. 1 (OLD) MARATHI MUNICIPAL SCHOOL ON LAND BEARING C.T.S. NO. 1 (PT), BAJI PRABHU DESHPANDE ROAD, 'M' / E' WARD
JOB TITLE :

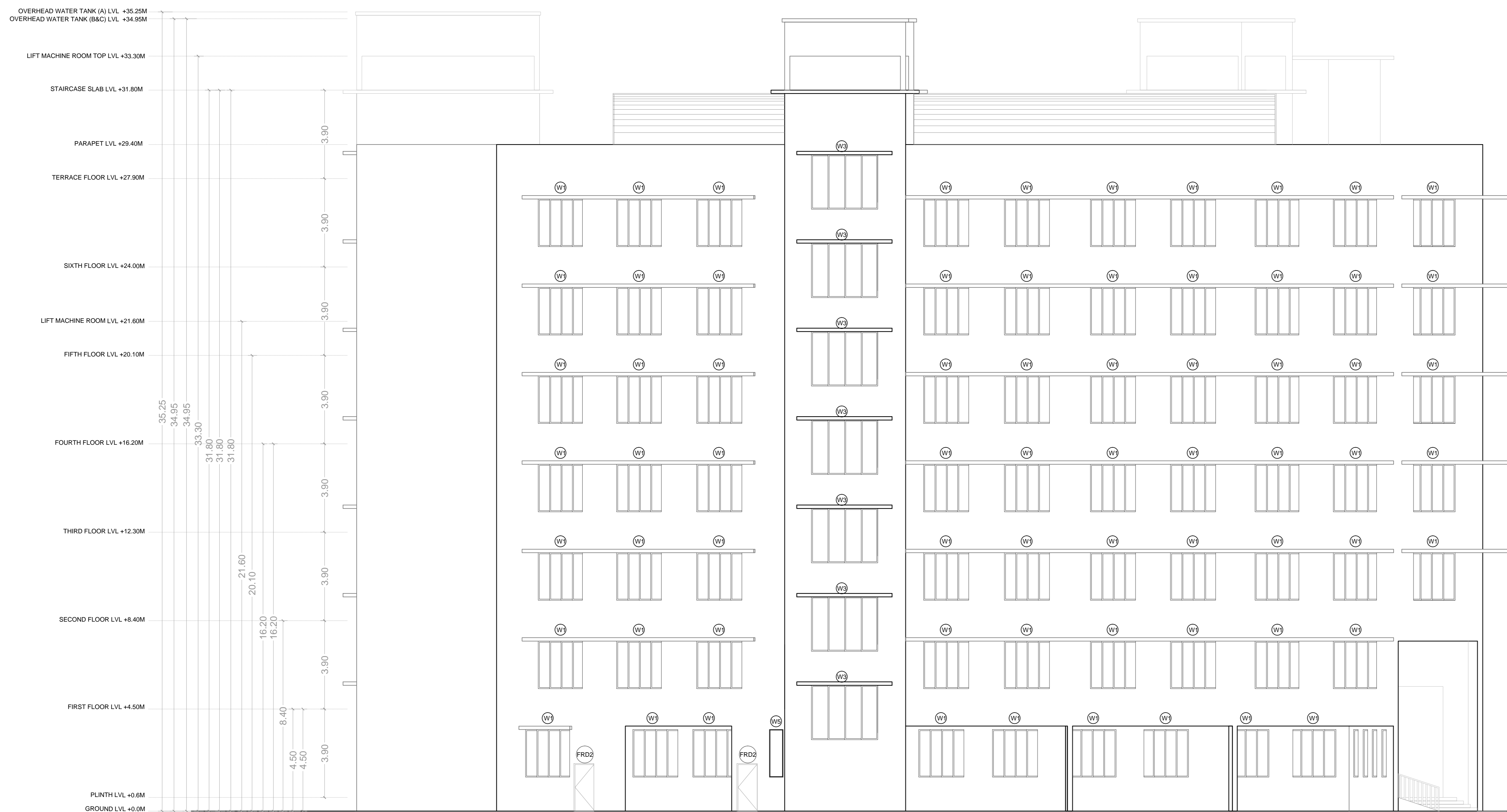
DRAWN BY : SHIREYA	 06-01-2020	PROJECT CODE : 1814
CHECKED BY : VIR		DRAWING NO : 1814 -40
SCALE : AS MENTIONED		REVISION NO : R9

DyMA/SIC/ME/06/RC-SHEET-10

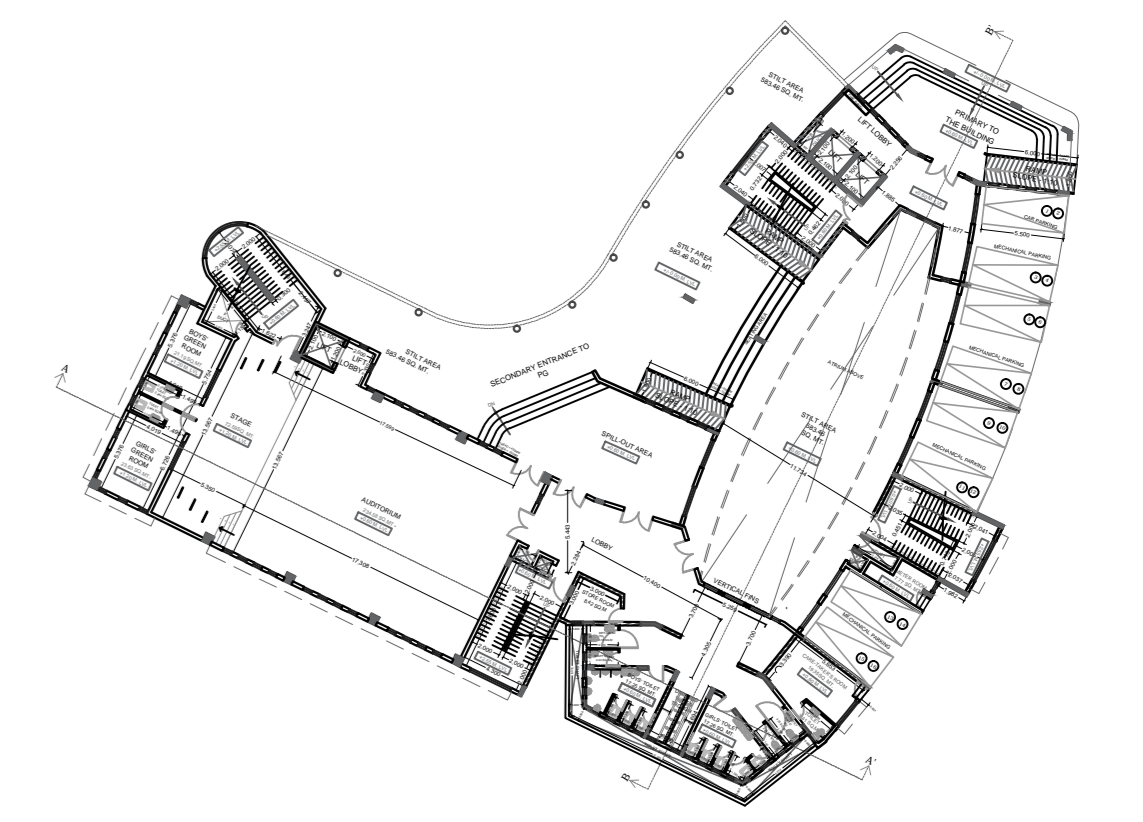
 MASTER & ASSOCIATES ARCHITECTS, INTERIOR DESIGNERS & PROJECT MANAGEMENT CONSULTANTS	<p style="font-size: 8px;">MUMBAI HAMAM HOUSE 34-38 AMBALAL DROSSI MARG, MUMBAI - 400 011, India PHONE NO - 91-22-2285 4906 / 4736 FAX 22700173 EMAIL ADDR : - info@masterandassociates.com info@masterandassociates@gmail.com</p> <p style="font-size: 8px;">ALIGERS SULPANE ABD ELAZIZ, CITE 18 LOGEMENTS BLOC - 61, N°3, CITE DE REHABANA, ZERAKA ALIGERS, PHONE NO 00213 071076049 EMAIL ADDR : - info@masterandassociates@gmail.com MOBILE : 213 93307968</p>
--	--



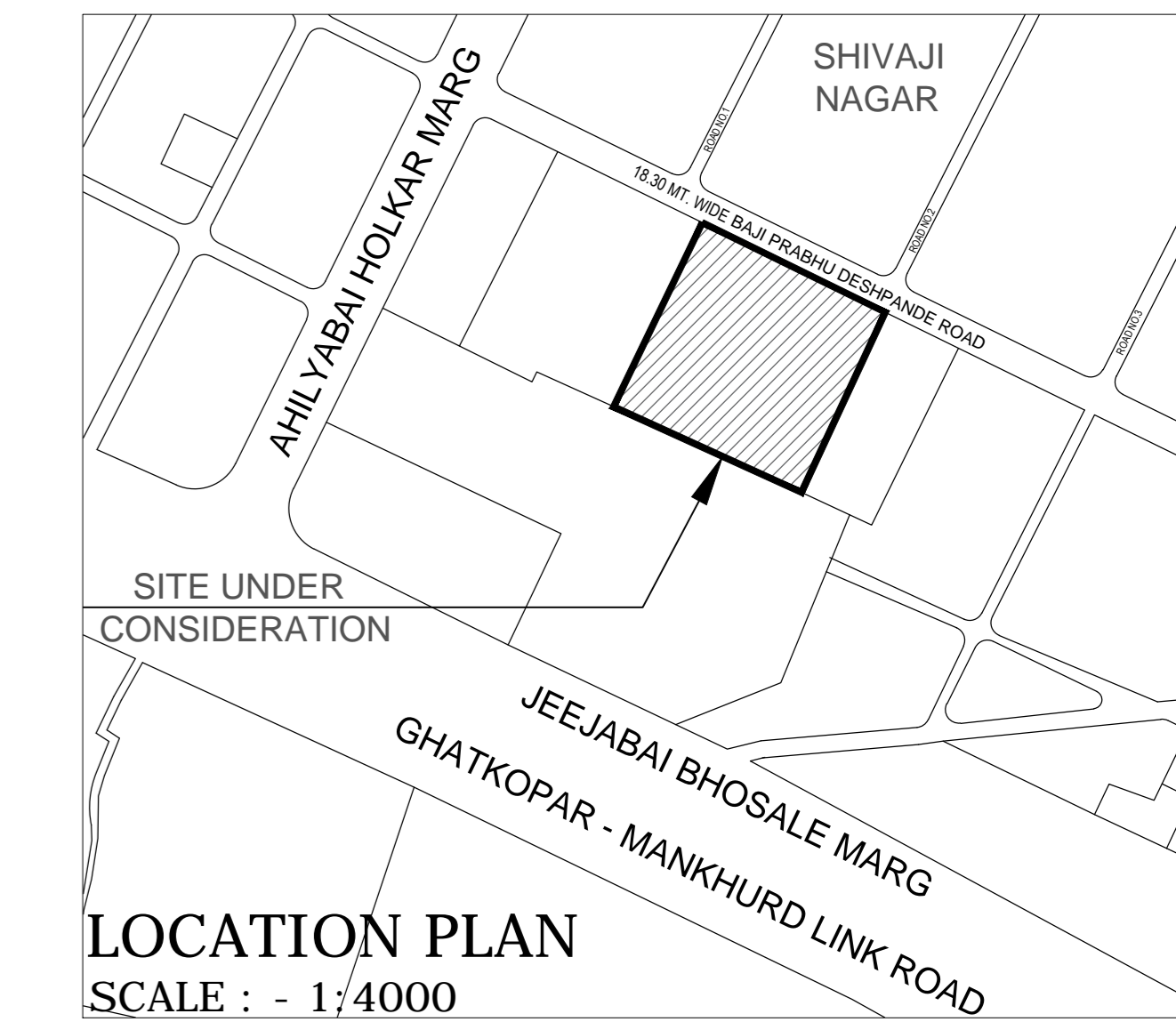
NORTH- WEST ELEVATION
SCALE 1:100



SOUTH-EAST ELEVATION
SCALE 1:100



BLOCK PLAN
SCALE : - 1:500



LOCATION PLAN
SCALE : - 1:4000

CERTIFICATE
THIS IS TO CERTIFY THAT THE SCOPE OF WORK HAS BEEN EXPLAINED TO ME BY THE CITY ENGINEER / CONSULTANT AND CONSIDERING THE BUDGET PROVISION THEREFORE I AM SATISFIED WITH THE PROJECT PROPOSAL.

HEADMASTER / BUILDING IN-CHARGE	ADMINISTRATIVE OFFICER (SCHOOLS)
User digital sign on all plans	
DY. EDUCATIONAL OFFICER	EDUCATIONAL OFFICER

NOTE : USER SIGNATURE IS PROVIDED IN THE SCANNED COPY OF THE PLANS AND HENCE IT IS REQUESTED THAT THE SAME IS NOT INSISTED ON DIGITAL PRINTS. IN CASE REQUIRED, THE SAME WILL BE OBTAINED BEFORE STARTING OF THE WORK.

Draft plan under consideration

DEEPAK CHINTAMA N KULKARNI S.E.B.P. SPECIAL CELL: 08/09/20	UMESH GYANBA YADAV A.E.B.P. SPECIAL CELL: 08/09/20	E.E.B.P. SPECIAL CELL: 08/09/20
---	---	---------------------------------

S.E. ARCHITECT SCHOOL INFRASTRUCTURE CELL	SR. ARCHITECT SCHOOL INFRASTRUCTURE CELL
Vinita Sandeep Sahare Digitally signed by Vinita Sandeep Sahare Date: 2020.01.07 13:34:55 +05'30'	UDAY DEEPAK MASTER Digitally signed by UDAY DEEPAK MASTER Date: 2020.01.07 14:11:25 +05'30'
DY. MUNICIPAL ARCHITECT SCHOOL INFRASTRUCTURE CELL	ARCHITECT MASTER & ASSOCIATES

PROPOSAL DRAWINGS
TYPE OF DWG :
MUNICIPAL CORPORATION OF GREATER MUMBAI (MCGM)
CLIENT :
TITLE OF DRAWING : ELEVATIONS
PROPOSED DEMOLITION & RECONSTRUCTION OF SHIVAJI NAGAR NO. 1 (OLD) MARATHI MUNICIPAL SCHOOL ON LAND BEARING C.T.S. NO. 1 (PT), BAJI PRABHU DESHPANDE ROAD, 'M' / 'E' WARD
JOB TITLE :

DRAWN BY : SHIREYA		PROJECT CODE : 1814
CHECKED BY : VIR		DRAWING NO : 1814 -41
SCALE : AS MENTIONED		REVISION NO : R9

DyMA/SIC/ME/06/RC-SHEET- 11

THIS DRAWING IS THE PROPERTY OF MASTER & ASSOCIATES ARCHITECTS, INTERIOR DESIGNERS & PROJECT MANAGEMENT CONSULTANTS AND IS NOT TO BE REPRODUCED, COPIED, HANDED OVER TO A THIRD PARTY OR USED FOR ANY PURPOSE OTHER THAN THAT FOR WHICH IT HAS BEEN LOANED

STATUS

<p>MASTER & ASSOCIATES ARCHITECTS, INTERIOR DESIGNERS & PROJECT MANAGEMENT CONSULTANTS</p>	<p>MUMBAI HAMAM HOUSE 34-38 AMBALAL DORSI MARG, MUMBAI - 400 011, India. PHONE NO - 91-22-2285 4906 / 4736 FAX 22700173 EMAIL ADD : - udaymaster@rediffmail.com info@master@gmail.com</p> <p>ALGIERS SLIMANE ABD ELAZIZ, CITE 18 LOGEMENTS BLOC - 61, N°13, CITE DE REHMANIA, ZERAKIA ALGIERS. PHONE NO 00213-071076049 EMAIL ADD : - info@masteralgerie@gmail.com MUMBAI : 213-93037968</p>
---	--